



Swordfish NVMe Model Overview and Mapping Guide

Version: 1.2.3

Abstract: The Swordfish NVMe Model Overview and Mapping Guide defines the model to manage NVMe and NVMeoF storage systems with Redfish and Swordfish. It provides the detailed mapping information between the NVMe, NVMeoF specifications and the Redfish and Swordfish specifications.

SNIA Approved Publication

This document has been released and approved by the SNIA. The SNIA believes that the ideas, methodologies, and technologies described in this document accurately represent the SNIA goals and are appropriate for widespread distribution. Suggestion for revision should be directed to <http://www.snia.org/feedback/>.

Last Updated: 5 December 2021

Contents

USAGE	15
DISCLAIMER	16
Current Revision	16
Contact SNIA	16
FEEDBACK AND INTERPRETATIONS	16
INTENDED AUDIENCE	17
VERSIONING POLICY	17
Revision History	17
About SNIA	18
Acknowledgements	19
1 Abstract	20
2 Scope	21
2.1 Document Goals	21
2.2 Audience Assumptions	21
3 Normative References	22
3.1 Overview	22
3.2 Approved references	22
3.3 References under development	23
3.4 Other references	23
4 NVMe Model Overview	24
4.1 Introduction	24
4.1.1 Fundamental Model Design Assertions	24
4.2 Overall NVMe Subsystem Model	25
4.2.1 Major NVM Objects Mapped to RF/SF	25
4.2.2 Unmapped objects	26
4.2.3 NVM Subsystem Model	26
4.2.4 NVMe-oF Subsystem Model	27
5 Example Instances	29
5.1 Introduction	29
5.2 Simple SSD	29
5.2.1 Overview	29
5.2.2 Explanation of Object use	30
5.2.3 Redfish / Swordfish Object Representation	30

5.2.4	Mockup	30
5.3	Complex SSD	31
5.3.1	Overview	31
5.3.2	Explanation of Object use	31
5.3.3	Redfish / Swordfish Object Representation	32
5.4	Simple SSD with IP (NVMe-oF) Attach	32
5.4.1	Overview	32
5.4.2	Explanation of Object use	33
5.4.3	Redfish / Swordfish Object Representation	33
5.4.4	Mockup	34
5.5	JBOF	34
5.5.1	Overview	34
5.5.2	Explanation of Object use	35
5.5.3	Redfish / Swordfish Object Representation	36
5.5.4	Mockup	36
5.6	Opaque Array / NVMe Front End Device	37
5.6.1	Overview	37
5.6.2	Explanation of Object use	37
5.6.3	Redfish / Swordfish Object Representation	38
5.6.4	Mockup	38
5.7	Subsystem (Fabric) Model - NVMe-oF: Fabric Attach Subsystem	38
5.7.1	Overview	38
5.7.2	Explanation of Object use	39
5.7.3	Redfish / Swordfish Object Representation	39
5.7.4	Mockup	40
5.8	NVMe Domains	40
5.8.1	Overview	40
5.8.2	Explanation of Object use	41
5.8.3	Mockup	41
6	Property Mapping	42
6.1	Introduction	42
6.2	Property Mapping Template	42
6.3	NVM subsystem	45
6.3.1	Mockup	45
6.3.2	Property Mapping	46
6.4	NVM Controllers	76
6.4.1	Admin Controller	76
6.4.2	Discovery Controller	119

6.4.3	IO Controller	159
6.5	Namespace	225
6.5.1	Mockup	225
6.5.2	Property Mapping	226
6.6	Endurance Group	274
6.6.1	Mockup	274
6.6.2	Property Mapping	275
6.7	NVM Set	312
6.7.1	Mockup	312
6.7.2	Property Mapping	313
6.8	Drive	352
6.8.1	Mockup	352
6.8.2	Property Mapping	353
7	Other Feature Mapping	393
7.1	Introduction	393
7.2	Firmware Update	393
7.2.1	Firmware update for NVMe Drives	393
Annex A:	Objects without a direct mapping to the NVMe model	395
A.1:	Overview	395
A.2:	Related Use Cases	395
Annex B:	Bibliography	397
B.1	Overview	397
B.2	Informational references	397

List of Tables

1	Revision History	18
2	Contributors	19
3	Approved normative references	22
4	Property Mapping Template and Example	43
5	Actions.#StorageController.SetEncryptionKey mapping	46
6	Controllers mapping	47
7	Description mapping	48
8	Drives mapping	50
9	Identifiers mapping	52
10	Identifiers.DurableNameFormat mapping	54
11	Identifiers.DurableName mapping	56
12	Links.Enclosures mapping	58
13	Links.Enclosures@odata.count mapping	60
14	Links.Enclosures mapping	61
15	Links.SimpleStorage mapping	63
16	Name mapping	63
17	Status.State mapping	66
18	Status.Health mapping	69
19	Status.HealthRollup mapping	71
20	StorageControllers mapping	73
21	StorageGroups mapping	74
22	Volumes mapping	75
23	Assembly mapping	78
24	Assembly mapping	80
25	CacheSummary mapping	81
26	ControllerRates mapping	82
27	Description mapping	83
28	FirmwareVersion mapping	84
29	Identifiers mapping	85
30	Identifiers.DurableName mapping	86
31	Identifiers.DurableNameFormat mapping	87
32	Links.AttachedVolumes mapping	88
33	Links.NetworkDeviceFunctions mapping	89
34	Location mapping	90
35	Manufacturer mapping	91
36	Model mapping	92

37	Name mapping	93
38	NVMeControllerProperties.ControllerType mapping	95
39	NVMeControllerProperties.NVMeVersion mapping	96
40	NVMeControllerProperties.NVMeControllerAttributes.ReportsNamespaceGranularity mapping	97
41	NVMeControllerProperties.NVMeControllerAttributes. SupportsSQAsociations mapping	99
42	NVMeControllerProperties.NVMeControllerAttributes. SupportsTrafficBasedKeepAlive mapping	100
43	NVMeControllerProperties.NVMeControllerAttributes. SupportsExceedingPowerOfNonOperationalState mapping	102
44	NVMeControllerProperties.NVMeControllerAttributes. Supports128BitHostId mapping	104
45	NVMeControllerProperties.ANCharacteristics mapping	105
46	NNVMeControllerProperties.ANCharacteristics mapping	107
47	NVMeControllerProperties.NVMeSMARTCriticalWarnings. OverallSystemDegraded mapping	108
48	NVMeControllerProperties.NVMeSMARTCriticalWarnings.PowerBackupFailed mapping	109
49	SKU mapping	110
50	SpeedGbps mapping	111
51	Status.Health mapping	112
52	Status.State mapping	114
53	SupportedControllerProtocols mapping	117
54	SupportedDeviceProtocols mapping	118
55	Assembly mapping	120
56	Assembly mapping	122
57	CacheSummary mapping	123
58	ControllerRates mapping	124
59	Description mapping	125
60	FirmwareVersion mapping	126
61	Identifiers mapping	126
62	Identifiers.DurableName mapping	127
63	Identifiers.DurableNameFormat mapping	128
64	Links.AttachedVolumes mapping	129
65	Links.Endpoints mapping	131
66	Links.Connections mapping	132
67	Links.NetworkDeviceFunctions mapping	133

68	Location mapping	134
69	Manufacturer mapping	134
70	Model mapping	136
71	Name mapping	137
72	NVMeControllerProperties.ControllerType mapping	139
73	NVMeControllerProperties.NVMeVersion mapping	140
74	NVMeControllerProperties.NVMeControllerAttributes. SupportsTraf- ficBasedKeepAlive mapping	141
75	NVMeControllerProperties.NVMeControllerAttributes. SupportsEx- ceedingPowerOfNonOperationalState mapping	143
76	NVMeControllerProperties.NVMeControllerAttributes. Sup- ports128BitHostId mapping	145
77	NVMeControllerProperties.ANACHaracteristics mapping	146
78	NVMeControllerProperties.NVMeSMARTCriticalWarnings. OverallSub- systemDegraded mapping	148
79	NVMeControllerProperties.NVMeSMARTCriticalWarnings. SpareCa- pacityWornOut mapping	149
80	NVMeControllerProperties.NVMeSMARTCriticalWarnings.PowerBackupFailed mapping	150
81	Status.Health mapping	152
82	Status.State mapping	154
83	SupportedControllerProtocols mapping	157
84	SupportedDeviceProtocols mapping	158
85	Assembly mapping	161
86	Assembly mapping	163
87	CacheSummary mapping	164
88	ControllerRates mapping	165
89	Description mapping	166
90	FirmwareVersion mapping	167
91	Identifiers mapping	167
92	Identifiers.DurableName mapping	168
93	Identifiers.DurableNameFormat mapping	169
94	Links.AttachedVolumes mapping	171
95	Links.Endpoints mapping	172
96	Links.NetworkDeviceFunctions mapping	173
97	Location mapping	174
98	Manufacturer mapping	175
99	Model mapping	177

100	Name mapping	178
101	NVMeControllerProperties.ControllerType mapping	180
102	NVMeControllerProperties.NVMeVersion mapping	181
103	NVMeControllerProperties.NVMeControllerAttributes.ReportsUUIDList mapping	182
104	NVMeControllerProperties.NVMeControllerAttributes. SupportsSQAs- sociations mapping	183
105	NVMeControllerProperties.NVMeControllerAttributes. Report- sNamespaceGranularity mapping	184
106	NVMeControllerProperties.NVMeControllerAttributes. SupportsTraf- ficBasedKeepAlive mapping	186
107	NVMeControllerProperties.NVMeControllerAttributes. SupportsPre- dictableLatencyMode mapping	188
108	NVMeControllerProperties.NVMeControllerAttributes. Support- sEnduranceGroups mapping	189
109	NVMeControllerProperties.NVMeControllerAttributes. SupportsRead- RecoveryLevels mapping	191
110	NVMeControllerProperties.NVMeControllerAttributes. SupportsNVM- Sets mapping	192
111	NVMeControllerProperties.NVMeControllerAttributes. SupportsEx- ceedingPowerOfNonOperationalState mapping	194
112	NVMeControllerProperties.NVMeControllerAttributes. Sup- ports128BitHostId mapping	196
113	NVMeControllerProperties.ANCharacteristics mapping	197
114	NNVMeControllerProperties.ANCharacteristics mapping	199
115	NNVMeControllerProperties.ANCharacteristics.AccessState mapping	200
116	NNVMeControllerProperties.ANCharacteristics.Volume mapping . .	201
118	NVMeControllerProperties.NVMeSMARTCriticalWarnings.PowerBackupFailed mapping Notes 	205
119	NVMeControllerProperties.NVMeSMARTCriticalWarnings. PowerBack- upFailed mapping	206
120	NVMeControllerProperties.NVMeSMARTCriticalWarnings.MediaInReadOnly mapping	208
121	NVMeControllerProperties.NVMeSMARTCriticalWarnings. OverallSub- systemDegraded mapping	209
122	NVMeControllerProperties.NVMeSMARTCriticalWarnings. SpareCa- pacityWornOut mapping	210
123	PCIeInterface.PCIeType mapping	211

124	PCIeInterface.MaxPCIeType mapping	212
125	PCIeInterface.LanesInUse mapping	213
126	PCIeInterface.LanesInUse mapping	214
127	Ports mapping	215
128	SKU mapping	216
129	SpeedGbps mapping	217
130	Status.State mapping	218
131	Status.Health mapping	221
132	SupportedControllerProtocols mapping	223
133	SupportedDeviceProtocols mapping	224
134	BlockSizeBytes mapping	227
135	Capacity.Data.ConsumedBytes mapping	228
136	Capacity.Data.ProvisionedBytes mapping	229
137	Capacity.Data.AllocatedBytes mapping	231
138	Capacity.Metadata.AllocatedBytes mapping	232
139	CapacitySources mapping	234
140	Description mapping	235
141	DisplayName mapping	236
142	Identifiers mapping	237
143	Identifiers.DurableName mapping	239
144	Identifiers.DurableNameFormat mapping	240
145	InitializeMethod mapping	241
146	Links.Drives mapping	243
147	LogicalUnitNumber mapping	244
148	MaxBlockSizeBytes mapping	245
149	Name mapping	246
150	NVMeNamespaceProperties.NamespaceId mapping	247
151	NVMeNamespaceProperties.IsShareable mapping	250
152	NVMeNamespaceProperties.NamespaceFeatures. SupportsThinPro- visioning mapping	251
153	NVMeNamespaceProperties.NamespaceFeatures. SupportsDeallo- catedOrUnwrittenLbError mapping	252
154	NVMeNamespaceProperties.NamespaceFeatures.SupportsNGUIDReuse mapping	254
155	NVMeNamespaceProperties.NamespaceFeatures. SupportsAtomic- TransactionSize mapping	256
156	NVMeNamespaceProperties.NamespaceFeatures. SupportsIOPerfor- manceHints mapping	258

157	158: NVMeNamespaceProperties.NumberLBAFormats mapping . . .	260
158	NVMeNamespaceProperties.FormattedLBASize mapping	262
159	NVMeNamespaceProperties.MetadataTransferredAtEndOfDataLBA mapping	263
160	NVMeNamespaceProperties.NVMeVersion mapping	264
161	OptimumIOSizeBytes mapping	265
162	OptimumIOSizeBytes mapping	266
163	Status.State mapping	267
164	Status.Health mapping	269
165	Status.HealthRollup mapping	271
166	StorageGroups mapping	272
167	WriteCachePolicy mapping	273
168	AllocatedPools mapping	276
169	Capacity.Data.AllocatedBytes mapping	277
170	Capacity.Data.ConsumedBytes mapping	278
171	CapacitySources mapping	279
172	CapacitySources@odata.count mapping	280
173	Description mapping	281
174	Links.OwningStorageResource mapping	282
175	Name mapping	283
176	NVMeProperties.NVMePoolType	284
177	NVMeEnduranceGroupProperties.PredictedMediaLifeLeftPercent mapping	285
178	NVMeEnduranceGroupProperties.EndGrpLifetime.PercentUsed map- ping	286
179	NVMeEnduranceGroupProperties.EndGrpLifetime.EnduranceEstimate mapping	288
180	NVMeEnduranceGroupProperties.EndGrpLifetime.DataUnitsRead mapping	290
181	NVMeEnduranceGroupProperties.EndGrpLifetime.DataUnitsWritten mapping	292
182	NVMeEnduranceGroupProperties.EndGrpLifetime.MediaUnitsWritten mapping	294
183	NVMeEnduranceGroupProperties.EndGrpLifetime. HostReadCom- mandCount mapping	296
184	NVMeEnduranceGroupProperties.EndGrpLifetime. HostWriteCom- mandCount mapping	298

185	NVMeEnduranceGroupProperties.EndGrpLifetime. MediaAndDataIntegrityErrorCount mapping	300
186	NVMeEnduranceGroupProperties.EndGrpLifetime. ErrorInformationLogEntryCount mapping	302
187	NVMeSetProperties.SetIdentifier	303
188	NVMeSetProperties.OptimalWriteSizeBytes mapping	304
189	NVMeSetProperties.EnduranceGroupIdentifier mapping	305
190	NVMeSetProperties.Random4kReadTypicalNanoSeconds mapping	306
191	Status.Health mapping	308
192	Status.State mapping	309
193	AllocatedVolumes mapping	313
194	Capacity.Data.AllocatedBytes mapping	314
195	Capacity.Data.ConsumedBytes mapping	315
196	CapacitySources mapping	317
197	CapacitySources@odata.count mapping	318
198	Description mapping	319
199	Links.OwningStorageResource mapping	320
200	Name mapping	321
201	NVMeProperties.NVMePoolType	323
202	NVMeEnduranceGroupProperties.PredictedMediaLifeLeftPercent mapping	324
203	NVMeEnduranceGroupProperties.EndGrpLifetime.PercentUsed mapping	325
204	NVMeEnduranceGroupProperties.EndGrpLifetime.EnduranceEstimate mapping	327
205	NVMeEnduranceGroupProperties.EndGrpLifetime.DataUnitsRead mapping	329
206	NVMeEnduranceGroupProperties.EndGrpLifetime.DataUnitsWritten mapping	331
207	NVMeEnduranceGroupProperties.EndGrpLifetime.MediaUnitsWritten mapping	333
208	NVMeEnduranceGroupProperties.EndGrpLifetime. HostReadCommandCount mapping	335
209	NVMeEnduranceGroupProperties.EndGrpLifetime. HostWriteCommandCount mapping	337
210	NVMeEnduranceGroupProperties.EndGrpLifetime. MediaAndDataIntegrityErrorCount mapping	339

211	NVMeEnduranceGroupProperties.EndGrpLifetime. ErrorInformation-LogEntryCount mapping	341
212	NVMeSetProperties.SetIdentifier	342
213	NVMeSetProperties.OptimalWriteSizeBytes mapping	343
214	NVMeSetProperties.EnduranceGroupIdentifier mapping	344
215	NVMeSetProperties.Random4kReadTypicalNanoSeconds mapping	345
216	NVMeSetProperties.Random4kReadTypicalNanoSeconds mapping	347
217	Status.State mapping	348
218	Status.Health mapping	351
219	Actions.#Drive.Reset mapping	354
220	Actions.#Drive.SecureErase mapping	355
221	Assembly.BinaryDataURI mapping	355
222	BlockSizeBytes mapping	357
223	CapableSpeedGpbs mapping	358
224	CapacityBytes for single namespace mapping	359
225	CapacityBytes for single namespace mapping	360
226	Description mapping	361
227	EncryptionAbility mapping	362
228	EncryptionStatus mapping	362
229	FailurePredicted mapping	363
230	Identifiers mapping	365
231	Identifiers.DurableNameFormat mapping	367
232	Identifiers.DurableName mapping	369
233	IndicatorLED mapping	370
234	Links.Volume mapping	371
235	Links.Volumes@odata.count mapping	372
236	Location mapping	373
237	LocationIndicatorActive mapping	374
238	Manufacturer mapping	375
239	MediaType mapping	376
240	Model mapping	376
241	Multipath mapping	377
242	Name mapping	378
243	NegotiatedSpeedGbps mapping	379
244	PhysicalLocation.Info mapping	380
245	PhysicalLocation.InfoFormat mapping	380
246	PhysicalLocation.PartLocation mapping	381
247	PredictedMediaLifetimeLeftPercent mapping	382

248	Protocol mapping	382
249	Revision mapping	383
250	RotationSpeedRPM mapping	384
251	SKU mapping	385
252	SerialNumber mapping	386
253	Status.State mapping	387
254	Status.Health mapping	389
255	StatusIndicator mapping	390
256	WriteCacheEnabled mapping	391

List of Figures

1	Subsystem model	27
2	NVMe-oF Subsystem Model	28
3	Simple SSD instance diagram	29
4	Simple SSD mockup example	30
5	Complex SSD Model	31
6	Complex SSD Model	32
7	Simple IP-attached SSD	33
8	Simple IP-attached SSD mockup	34
9	JBOF configuration controller object	35
10	Full JBOF system	35
11	JBOF system instance	36
12	Opaque array example	37
13	Sample opaque system instance	38
14	NVMe-OF subsystem example	39
15	NVMe-oF system instance	40
16	NVMeDomain example	41

USAGE

Copyright (c) 2020 - 2021 SNIA. All rights reserved. All other trademarks or registered trademarks are the property of their respective owners.

The SNIA hereby grants permission for individuals to use this document for personal use only, and for corporations and other business entities to use this document for internal use only (including internal copying, distribution, and display) provided that:

1. Any text, diagram, chart, table or definition reproduced must be reproduced in its entirety with no alteration, and,
2. Any document, printed or electronic, in which material from this document (or any portion hereof) is reproduced must acknowledge the SNIA copyright on that material, and must credit the SNIA for granting permission for its reuse.

Other than as explicitly provided above, you may not make any commercial use of this document, or any portion thereof, or distribute this document to third parties. All rights not explicitly granted are expressly reserved to SNIA.

Permission to use this document for purposes other than those enumerated above may be requested by emailing tcmd@snia.org. Please include the identity of the requesting individual and/or company and a brief description of the purpose, nature, and scope of the requested use.

All code fragments, scripts, data tables, and sample code in this SNIA document are made available under the following license:

BSD 3-Clause Software License

Redistribution and use in source and binary forms, with or without modification, are permitted provided that the following conditions are met:

- Redistributions of source code must retain the above copyright notice, this list of conditions and the following disclaimer.
- Redistributions in binary form must reproduce the above copyright notice, this list of conditions and the following disclaimer in the documentation and/or other materials provided with the distribution.
- Neither the name of The Storage Networking Industry Association (SNIA) nor the names of its contributors may be used to endorse or promote products derived from this software without specific prior written permission.

THIS SOFTWARE IS PROVIDED BY THE COPYRIGHT HOLDERS AND CONTRIBUTORS "AS IS" AND ANY EXPRESS OR IMPLIED WARRANTIES, INCLUDING, BUT NOT LIMITED TO, THE IMPLIED WARRANTIES OF MERCHANTABILITY AND FITNESS FOR A PARTICULAR PURPOSE ARE DISCLAIMED. IN NO EVENT SHALL THE COPYRIGHT OWNER OR CONTRIBUTORS BE LIABLE FOR ANY DIRECT, INDIRECT, INCIDENTAL, SPECIAL, EXEMPLARY, OR CONSEQUENTIAL DAMAGES (INCLUDING, BUT NOT LIMITED TO, PROCUREMENT OF SUBSTITUTE GOODS OR SERVICES; LOSS OF USE, DATA, OR PROFITS; OR BUSINESS INTERRUPTION) HOWEVER CAUSED AND ON ANY THEORY OF LIABILITY, WHETHER IN CONTRACT, STRICT LIABILITY, OR TORT (INCLUDING NEGLIGENCE OR OTHERWISE) ARISING IN ANY WAY OUT OF THE USE OF THIS SOFTWARE, EVEN IF ADVISED OF THE POSSIBILITY OF SUCH DAMAGE.

DISCLAIMER

The information contained in this publication is subject to change without notice. The SNIA makes no warranty of any kind with regard to this publication, including, but not limited to, the implied warranties of merchantability and fitness for a particular purpose. The SNIA shall not be liable for errors contained herein or for incidental or consequential damages in connection with the furnishing, performance, or use.

Suggestions for revisions should be directed to <http://www.snia.org/feedback/>.

Current Revision

SNIA is actively engaged in expanding and refining the Swordfish documentation. The most current revision can be found on the SNIA web site at https://www.snia.org/tech_activities/standards/curr_standards/swordfish.

Contact SNIA

Current SNIA practice is to make updates and other information available through their web site at <http://www.snia.org>.

FEEDBACK AND INTERPRETATIONS

Requests for interpretation, suggestions for improvement and addenda, or defect reports are welcome. They should be sent via the SNIA Feedback Portal at

<http://www.snia.org/feedback/> or by mail to the Storage Networking Industry Association, 4360 ArrowsWest Drive, Colorado Springs, Colorado 80907, U.S.A.

INTENDED AUDIENCE

This document is intended for use by individuals and companies engaged in storage management.

VERSIONING POLICY

This document is versioned material. Versioned material shall have a three-level revision identifier, comprised of a version number ‘v’, a release number ‘r’ and an errata number ‘e’. Future publications of this document are subject to specific constraints on the scope of change that is permissible from one revision to the next and the degree of interoperability and backward compatibility that should be assumed between products designed to this standard. This versioning policy applies to all SNIA Swordfish versioned materials.

Version Number: Versioned material having version number ‘v’ shall be backwards compatible with all of revisions of that material that have the same version number ‘v’. There is no assurance of interoperability or backward compatibility between revisions of a versioned material with different version numbers.

Release Number: Versioned material with a version number ‘v’ and release number ‘r’ shall be backwards compatible with previous revisions of the material with the same version number, and a lower release number. A minor revision represents a technical change to existing content or an adjustment to the scope of the versioned material. Each minor revision causes the release number to be increased by one.

Errata Number: Versioned material having version number ‘v’, a release number ‘r’, and an errata number ‘e’ should be backwards compatible with previous revisions of the material with the same version number and release number (“errata versions”). An errata revision of versioned material is limited to minor corrections or clarifications of existing versioned material. An errata revision may be backwards incompatible, if the incompatibility is necessary for correct operation of implementations of the versioned material.

Revision History

Revisions to this document are summarized in Table 1.

Table 1: Revision History

Date	Rev	Notes
18 August 2020	1.2.1	Initial Release
31 October 2020	1.2.1c	Released as SNIA Approved Publication
2 March 2021	1.2.2	Added detailed mapping information to match information in NVMe drive profiles for many new referenced properties, and included guidance for mandatory/recommended implementation as reflected in the profiles. Added sections for firmware update, with details for NVMe Drive implementation requirements. Added cross-references to User's Guide NVMe-specific use cases. Errata fixes – correct diagram, correct table headers.
30 August 2021	1.2.3	Update Mapping Guide with new mapping guidance, corresponding to the Swordfish NVMe Front End profile.
5 December 2021	1.2.3	Release as SNIA Approved Publication

About SNIA

The Storage Networking Industry Association (SNIA) is a non-profit organization made up of member companies spanning information technology. A globally recognized and trusted authority, SNIA's mission is to lead the storage industry in developing and promoting vendor-neutral architectures, standards and educational services that facilitate the efficient management, movement and security of information.

Acknowledgements

The SNIA Scalable Storage Management Technical Work Group, which developed and reviewed this work in progress, would like to recognize the significant contributions made by the members listed in 2.

Table 2: Contributors

Member	Representatives (* – prior employer)
Broadcom Inc.	Richelle Ahlvers*
Cisco Systems, Inc.	Krishnakumar Gowravaram
Dell Inc.	David Black
	Jim Pendergraft
	Michael Raineri
Hewlett Packard Enterprise	Curtis Ballard
	Jeff Hilland
	Chris Lionetti
Intel Corporation	Richelle Ahlvers
	Rajalaxmi Angadi
	Phil Cayton
	Slawek Putyrski
Kioxia	Mark Carlson
Lenovo	Keith Campbell
NetApp, Inc.	Don Deel
	Fred Knight
Samsung Corporation	Lu Fan
	Bill Martin
	Tom Rainey
VMware, Inc.	Murali Rajagopal

1 Abstract

The Swordfish NVMe Model Overview and Mapping Guide defines the model to manage NVMe and NVMe-oF storage systems with Redfish and Swordfish. It provides the detailed mapping information between the NVMe, NVMe-oF specifications and the Redfish and Swordfish specifications.

2 Scope

2.1 Document Goals

This document describes how both the NVMe Subsystem model and the NVMe-oF fabric system model should be mapped consistently to Redfish and Swordfish constructs for implementations to be managed within Redfish and Swordfish management environments.

This model and mapping information does not describe or assert any specific implementation recommendation technologies.

This document also provides the mapping information for properties recommended to be implemented in Redfish/Swordfish for NVMe and NVMe-oF devices and the corresponding reference information from the NVMe and NVMe-oF specifications.

2.2 Audience Assumptions

This document assumes that the reader of this document is familiar with NVMe and NVMe-oF technologies and concepts. It also assumes the reader has knowledge of the Redfish and Swordfish concepts.

3 Normative References

3.1 Overview

The documents listed in Table 3 are indispensable for the application of this document. For dated references, only the edition cited applies. For undated references, the latest edition of the referenced document (including any amendments) applies.

3.2 Approved references

Table 3: Approved normative references

Tag	Title (Version)	Author	URL
ISO-8601	Data elements and interchange formats – Information interchange – Representation of dates and times – Part 1: Basic rules	ISO/IEC	http://www.iso.org/iso/home/store/catalogue_ics/catalogue_detail_ics.htm?csnumber=70907
ISO-Direct	ISO/IEC Directives, Part 2 Principles and rules for the structure and drafting of ISO and IEC documents (Eighth Edition, 2018)	ISO/IEC	https://www.iso.org/sites/directives/current/part2/index.xhtml
Redfish	Redfish Scalable Platforms Management API Specification (v1.11.0)	DMTF	http://www.dmtf.org/sites/default/files/standards/documents/DSP0266_1.4.0.pdf
Swordfish	Swordfish Scalable Storage Management API Specification (v1.2.1)	SNIA	https://www.snia.org/tech_activities/standards/curr_standards/swordfish

Tag	Title (Version)	Author	URL
NVMe	NVMe Spec v1.4a	NVM Express	https://nvmexpress.org/wp-content/uploads/NVM-Express-1_4a-2020.03.09-Ratified.pdf
NVMe-oF	NVMe-oF Spec v1.1	NVM Express	https://nvmexpress.org/wp-content/uploads/NVMe-over-Fabrics-1.1-2019.10.22-Ratified.pdf

3.3 References under development

None defined in this document.

3.4 Other references

None defined in this document.

4 NVMe Model Overview

4.1 Introduction

In order to manage NVMe and NVMe-oF devices and systems in a large scale environment, a higher level management ecosystem is needed. The Redfish/Swordfish management specifications are designed to manage multi-system environments, including multiple types of fabrics, covering not only multiple technologies, but also inclusive of system management, storage management and fabric management, making it the ideal ecosystem in which to add not only the integration of NVMe devices for system and storage management, but NVMe-oF for fabric management.

This document describes how both the NVMe Subsystem model and the NVMe-oF fabric system model should be mapped consistently to Redfish and Swordfish constructs for implementations to be managed within Redfish and Swordfish management environments. This model and mapping information does not describe or assert any specific implementation recommendation technologies.

Similar implementations will have similar Redfish and Swordfish constructs. Mockups are used to show static examples of sample representations. Requirements and recommendations for implementations are provided separately through the Swordfish NVMe and NVMe-oF profiles. The profiles use the Redfish interoperability profile schema to specify the required, recommended and optional properties and schema for specific configurations and functionality that correspond to classes of implementations.

4.1.1 Fundamental Model Design Assertions

- There shall be a unified model across all types of NVMe devices.
- There shall not be a different model for “drives” vs other types of NVMe devices
- The model will cover an appropriate level of abstraction for all types of NVMe devices based on modeling and mockups reflected in the documented permutations (e.g., from simple drives through to complex fabric virtual systems)
 - Simple NVMe drives; complex NVMe drives; JBOFs/EBOFs; Arrays/RBOFs
- The logical model for NVMe-oF shall leverage the NVMe Subsystem model
- Logical subsystems, controllers, and namespaces are the same objects with the same relationships as in the NVMe Subsystem Model. Unneeded objects are not instantiated (e.g., Endurance Groups, sets)

- The NVMe native model should map to the existing Redfish and Swordfish constructs when and where possible
 - Mapping future NVMe / NVMe-oF functionality should follow this principle when and where possible (e.g., firmware update mapping to the RF update service)

4.2 Overall NVMe Subsystem Model

Key Tenets:

- Model reflects a unified view of all NVMe device types.
- Devices will instantiate an appropriate subset of the model
- The model diagrams do not reflect all available schema elements.
- Model leverages and coarsely maps to existing (Redfish and) Swordfish storage model

4.2.1 Major NVM Objects Mapped to RF/SF

4.2.1.1 NVM Subsystem An NVM subsystem includes one or more controllers, zero or more namespaces, and one or more ports. Examples of NVM subsystems include Enterprise and Client systems that utilize PCI Express based solid state drives and/or fabric connectivity.

4.2.1.2 NVM Controller (IO, Admin and Discovery) The interface between a host and an NVM subsystem

Admin controller: controller that exposes capabilities that allow a host to manage an NVM subsystem

Discovery: controller that exposes capabilities that allow a host to retrieve a Discovery Log Page

I/O: controller that implements I/O queues and is intended to be used to access a non-volatile memory storage medium

4.2.1.3 Namespace A quantity of non-volatile memory that may be formatted into logical blocks. When formatted, a namespace of size n is a collection of logical blocks with logical block addresses from 0 to $(n-1)$.

4.2.1.4 Endurance Group A portion of NVM in the NVM subsystem whose endurance is managed as a group

4.2.1.5 NVM Set An NVM Set is a collection of NVM that is separate (logically and potentially physically) from NVM in other NVM Sets.

4.2.1.6 NVM Domain A domain is the smallest indivisible unit that shares state (e.g., power state, capacity information). Domain members can be NVM controllers, endurance groups, sets or namespaces.

4.2.2 Unmapped objects

There are a number of objects that are required for the proper integration of NVMe support within Redfish and Swordfish, but which are not supported by an entity that can be mapped directly from the various NVM Specifications. Information about these related but un-mapped objects are defined elsewhere in the documentation provided with each Swordfish release.

They are summarized in Appendix A.

4.2.3 NVM Subsystem Model

The following diagram reflects the high level mapping of the key NVM objects into Redfish / Swordfish schema objects. These largely follow existing relationships used by the Swordfish storage specification for non-NVMe implementations as well, which provides a great deal of consistency for storage clients, as well as for implementations such as NVMe arrays that may be delivering solutions that combine NVMe and other technologies.

This model covers a wide range of instantiations ranging from individual SSDs, to multi-rack storage systems. All of these can be represented by this NVM Subsystem model, shown in Figure 1.

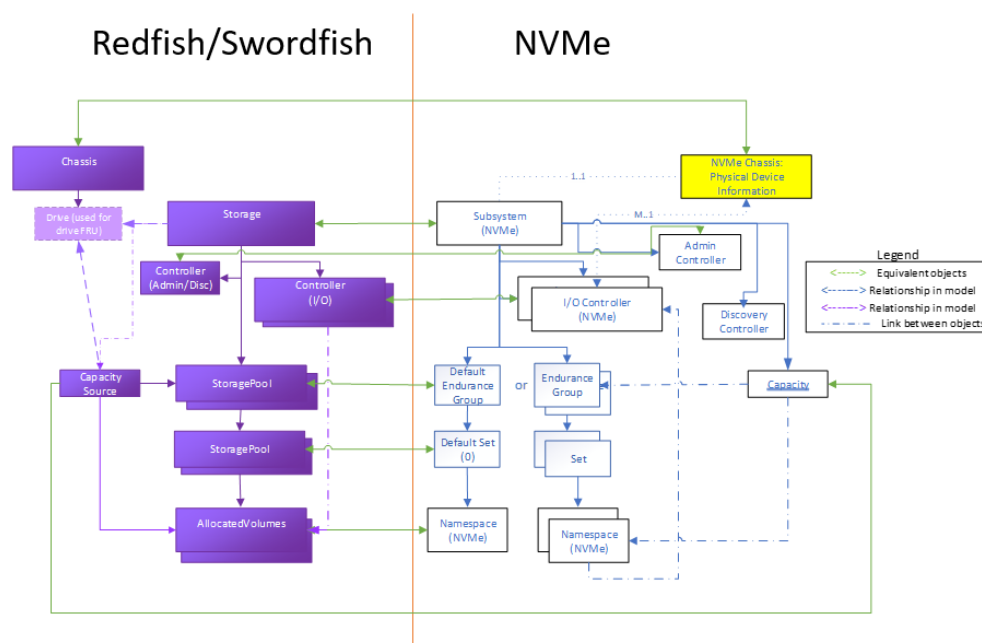


Figure 1: Subsystem model

4.2.4 NVMe-oF Subsystem Model

Figure 2 shows the high level mapping of the key NVMe-oF objects to Redfish / Swordfish schema objects. Following the tenets described in the model overview section, these extend the mapping used in the NVM Subsystem for the logical versions of the objects.

This model also includes the use of the Redfish Fabric model to cover the connectivity aspects of the fabric.

The grey shaded portion of this diagram reflects the logical / exported portion of the NVMe-oF environment represented in Redfish / Swordfish.



5 Example Instances

5.1 Introduction

This section of the document provides a series of example usages of the model that represent common instantiations of NVMe devices, and how those devices may use the various NVMe, and correspondingly, Redfish and Swordfish objects and schema. This section will not provide comprehensive representations of all potential device types; rather, a representation of several common device types, in order to provide an illustration of the application of the model for those that are unfamiliar with either the NVMe or Redfish / Swordfish ecosystems.

Further, the following sections describe the examples and do not attempt to cover all potential permutations for alternate representations of each device class or possible implementations.

5.2 Simple SSD

5.2.1 Overview

Figure 3 shows a sample representation of a simple NVMe SSD, with a PCIe interface. It is implemented with no endurance group or NVM set functionality; it has only a single namespace capability, and a single IO controller.

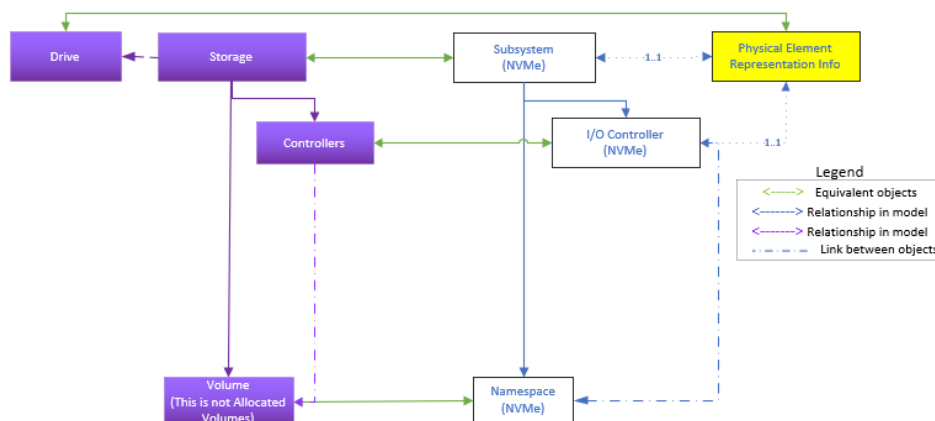


Figure 3: Simple SSD instance diagram

5.2.2 Explanation of Object use

Simple SSDs are SSDs that do not use Endurance Groups or sets. Correspondingly, they only use Storage, Controllers, Volumes (Namespaces), and the Drive schema to represent the fundamental components.

Many SSD implementations support exactly one namespace. These are described by this model, and the mockups reflect this configuration.

This model can also support extensions to cover dual-ported configurations, as well as support for multiple IO controllers per port.

5.2.3 Redfish / Swordfish Object Representation

Figure 4 shows the representation, as expressed in the mockup indicated below, of a sample instantiation using Redfish / Swordfish objects.

Note that this mockup does not represent a complete service instantiation; it contains only objects of interest for this context.

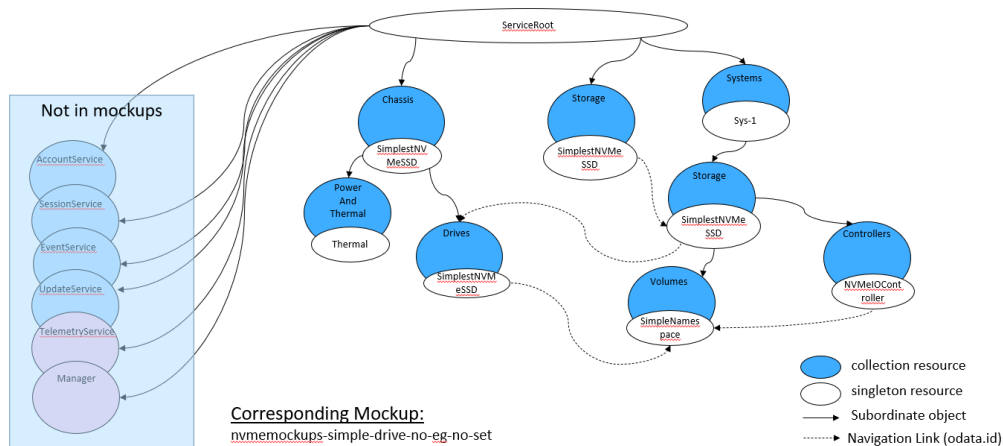


Figure 4: Simple SSD mockup example

5.2.4 Mockup

A corresponding mockup for this configuration can be found at <http://swordfishmockups.com/simple-ssd-mockups>.

5.3 Complex SSD

5.3.1 Overview

Figure 5 shows a sample representation of a complex NVMe SSD, with a PCIe interface. This example shares many similarities to the simple device model, but adds the representation of NVMe Endurance Groups and NVMe Sets using the Swordfish StoragePool schema, with additional NVMe specific properties.

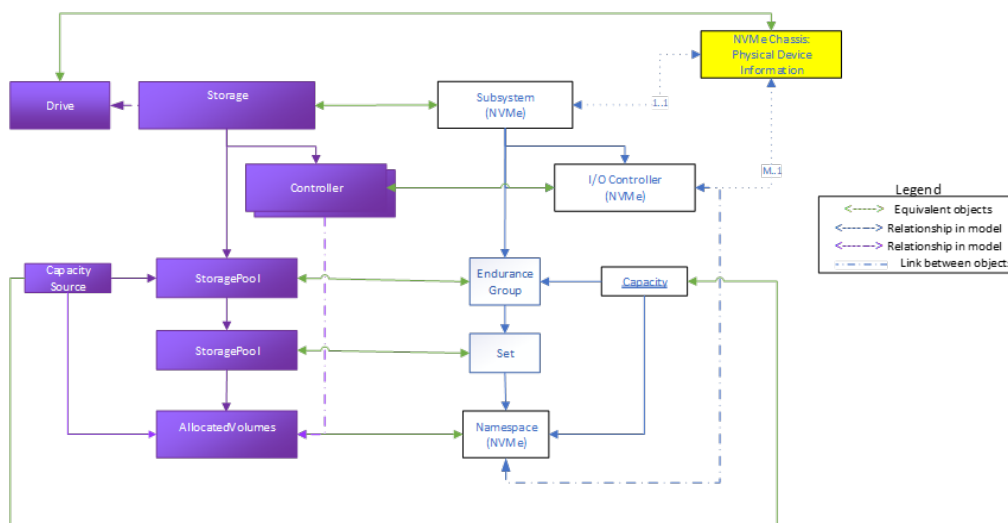


Figure 5: Complex SSD Model

5.3.2 Explanation of Object use

Complex SSDs are SSDs that use Endurance Groups and NVM sets. They also use Storage, Controllers, Volumes (Namespaces), and the Drive schema to represent the fundamental components.

This model can also support extensions to cover dual-ported configurations, as well as support for multiple IO controllers per port.

Endurance Groups divide the media into distinct wear-leveling domains. How this happens is implementation specific.

NVM Sets further subdivide an endurance group in order to limit performance interference within and across these domains.

When this type of device supports dynamic namespace allocation and NVM Sets, the management of the namespaces is done within an NVM Set as the underlying capacity source (e.g., the storage pool).

Figure 6 shows the representation, as expressed in the mockup indicated below, of a sample instantiation using Redfish / Swordfish objects.

Note that this mockup does not represent a complete service instantiation; it contains only objects of interest for this context.

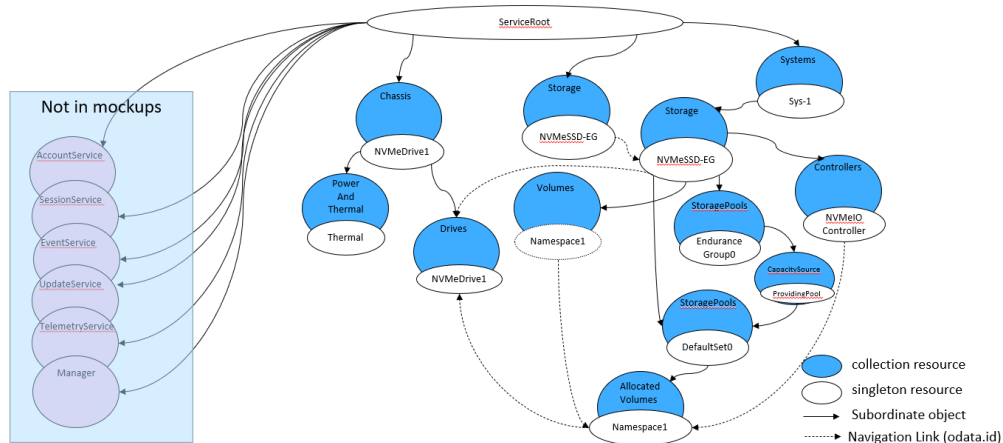


Figure 6: Complex SSD Model

5.3.3.1 Mockup

A corresponding mockup for this configuration can be found at <http://swordfishmockups.com/simple-ssd-eg-set-mockups>.

5.4 Simple SSD with IP (NVMe-oF) Attach

5.4.1 Overview

This example reflects an IP-attached drive configuration, with a single ethernet port configured, as illustrated in Figure 7. It includes a drive configured with a default endurance group and NVM Set, and is instantiated in the Storage Collection off the Service Root. The network configuration is modeled in the Chassis.

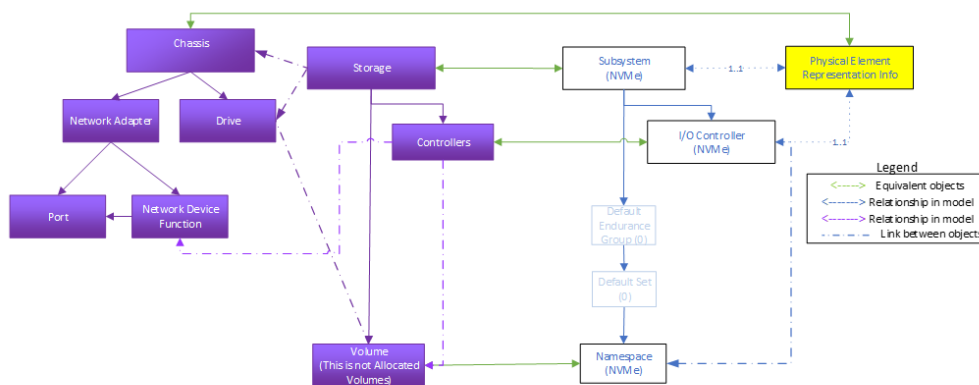


Figure 7: Simple IP-attached SSD

5.4.2 Explanation of Object use

Simple SSDs with IP attach are also SSDs that do not use Endurance Groups or sets, but that have IP-based network interfaces. Correspondingly, they only use Storage, Controllers, Volumes (Namespaces), and the Drive schema to represent the fundamental components. In addition, they use the Redfish Network Adapter, Port and Network Device Function to model the configuration of the IP interface port(s).

As with the Simple SSD configuration, Many SSD with IP-attach implementations support exactly one namespace. These are described by this model, and the mockups reflect this configuration.

This model can also support extensions to cover multi-ported configurations, as well as support for multiple IO controllers per port.

5.4.3 Redfish / Swordfish Object Representation

Figure 8 shows the representation, as expressed in the mockup indicated below, of a sample instantiation using Redfish / Swordfish objects.

Note that this mockup does not represent a complete service instantiation; it contains only objects of interest for this context.

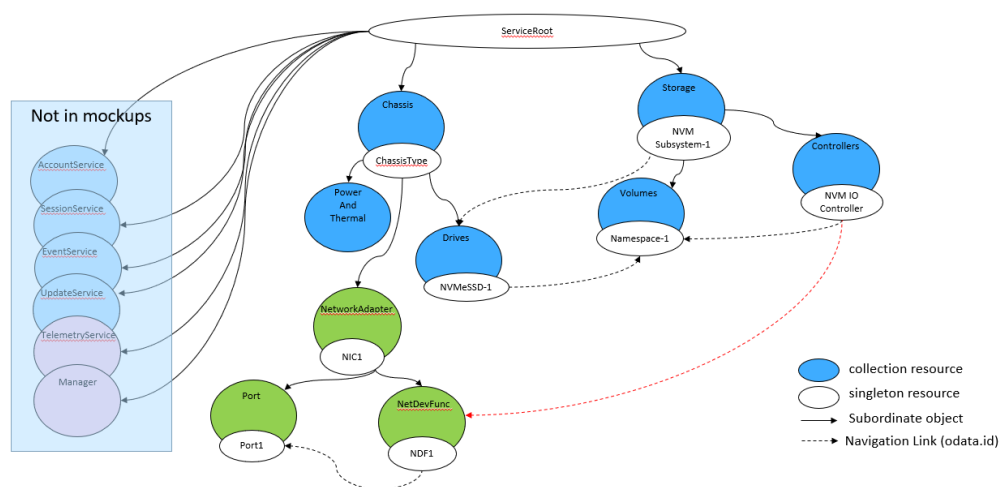


Figure 8: Simple IP-attached SSD mockup

5.4.4 Mockup

A corresponding mockup for this configuration can be found at <http://swordfishmockups.com/ethernet-attach-drive-mockups>.

5.5 JBOF

5.5.1 Overview

This example covers a representation of a JBOF (“just a bunch of flash”) enclosure and contained drives. This mockup reflects a PCIe front-end attach configuration with a set of drives.

Figure 9 shows only the controller object representation for this JBOF configuration. This includes the admin controller function for enclosure management.

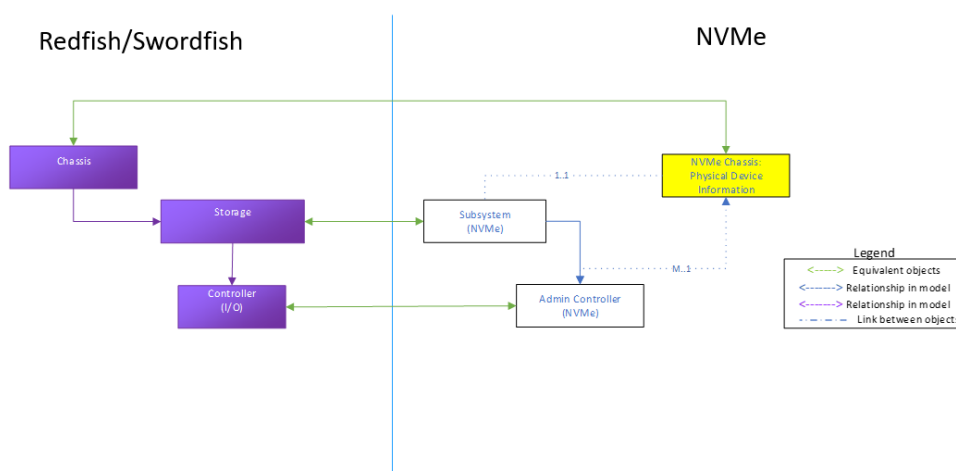


Figure 9: JBOF configuration controller object

Figure 10 shows the combined object representations for the JBOF system, with both the JBOF controller and NVMe drives (using the Simple SSD style drives) represented in the system. Note that the full mockup represented has 7 drives, while this diagram only represents two for the sake of visual clarity.

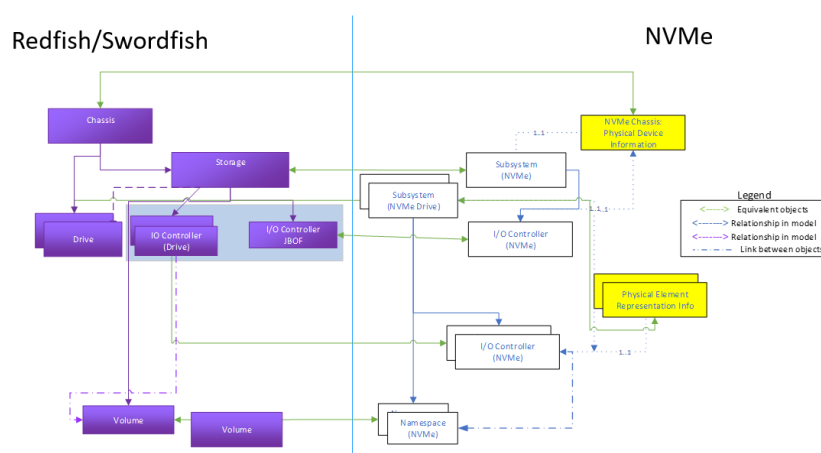


Figure 10: Full JBOF system

5.5.2 Explanation of Object use

This type of JBOF system uses the Chassis, Storage and Controller objects to reflect physical component modeling, Subsystem and Admin Controller functionality.

The Chassis model and Admin controller represent NVM's SES (SCSI enclosure services)

usage.

5.5.3 Redfish / Swordfish Object Representation

Figure 11 shows the representation, as expressed in the mockup indicated below, of a sample instantiation using Redfish / Swordfish objects.

Note that this mockup does not represent a complete service instantiation; it contains only objects of interest for this context.

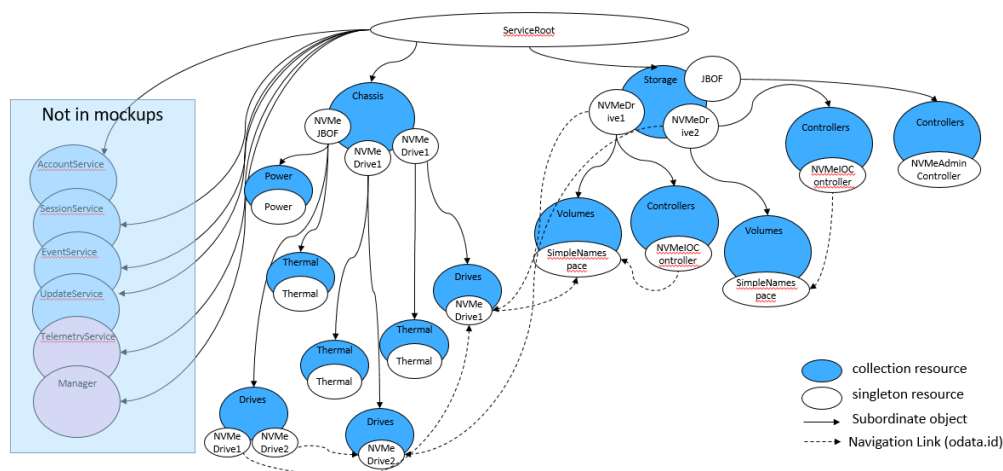


Figure 11: JBOF system instance

5.5.4 Mockup

A corresponding mockup for this configuration can be found at <http://swordfishmockups.com/nvme-jbof-mockups>

5.6 Opaque Array / NVMe Front End Device

5.6.1 Overview

The “opaque” array reflects a system with an NVMe front end, but the internal implementation is vendor specific, and not necessarily presented by the vendor (aka “opaque”). Figure 12 shows a system that presents an NVMe front-end but also exposes a SATA drive backend. This could be done to support both FRU management and volume/namespace creation.

Requirements for the NVMe portion of this type of configuration is documented in the SwordfishNVMeFrontEnd profile; opaque arrays should implement both traditional Swordfish block profiles, in addition to the SwordfishNVMeFrontEnd profile.

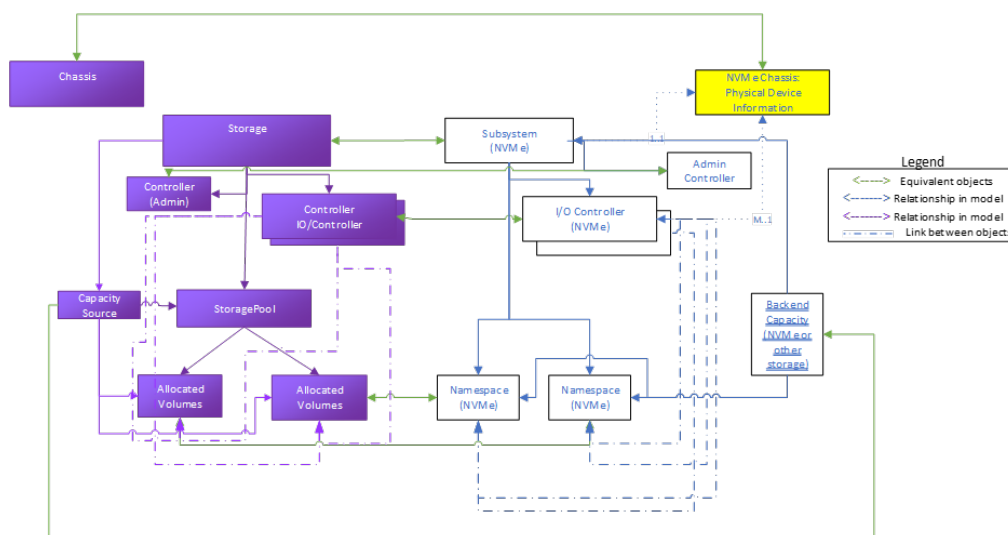


Figure 12: Opaque array example

5.6.2 Explanation of Object use

The opaque array example presents NVMe specific information in Redfish/Swordfish objects, using the Storage, Controller, and Volume objects.

In addition, device management information is presented through StoragePool and Drive objects, providing internal, non-NVMe implementation specific information to the user, for configuration, diagnosis and other storage management functions. (This set of objects is subject to the standard Swordfish specification and profiles.)

5.6.3 Redfish / Swordfish Object Representation

Figure 13 shows the representation, as expressed in the mockup indicated below, of a sample instantiation using Redfish / Swordfish objects.

Note that this mockup does not represent a complete service instantiation; it contains only objects of interest for this context.

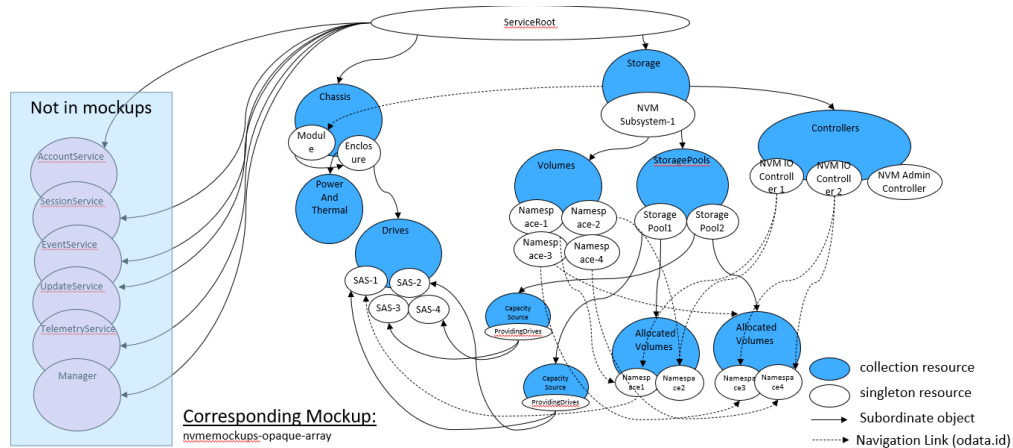


Figure 13: Sample opaque system instance

5.6.4 Mockup

A corresponding mockup for this configuration can be found at <http://swordfishmockups.com/nvme-opaque-array-mockups>.

5.7 Subsystem (Fabric) Model - NVMe-oF: Fabric Attach Subsystem

5.7.1 Overview

Figure 14 shows a logical/exported NVMe-oF subsystem presenting one logical subsystem, one I/O controller, one namespace, one port and representing one allowed host, using the Redfish Fabric model. The fabric model uses the Connection schema to characterize the allowed host information, and Endpoints and Zones to show the network connectivity from the device's perspective.

This example also includes NVMeDomains. NVMeDomains contain a collection of domain members; these can be NVM controllers, endurance groups, NVM sets, or namespaces.

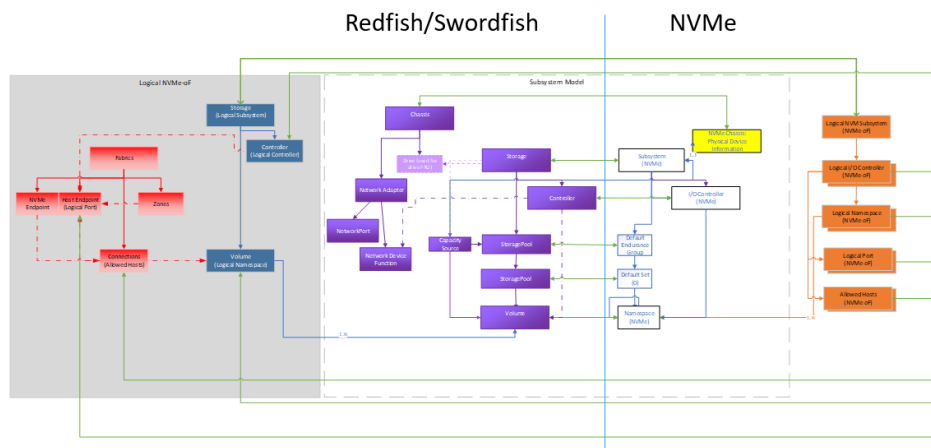


Figure 14: NVMe-OF subsystem example

5.7.2 Explanation of Object use

The fabric attach subsystem example shows the representation of logical, or exported, subsystems, controllers, and namespaces using the Storage, Controller and Volume objects respectively.

It also uses portions of the Redfish fabric model to represent the host attachment information - allowed hosts and logical port - using the Connections and Endpoints objects respectively.

5.7.3 Redfish / Swordfish Object Representation

Figure 15 shows the representation, as expressed in the mockup indicated below, of a sample instantiation using Redfish / Swordfish objects.

Note that this mockup does not represent a complete service instantiation; it contains only objects of interest for this context.



A corresponding mockup for this configuration can be found at <http://swordfishmockups.com/nvmeof-mockups>.

5.8.1 Overview

Domains are used to subdivide an NVM Subsystem. For example, if there are multiple power sources, the domain is used to represent the scope of each power source.

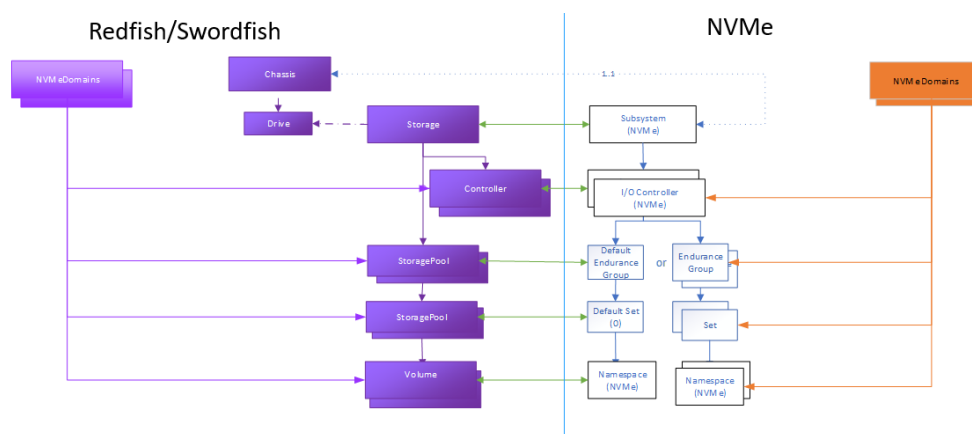


Figure 16: NVMeDomain example

5.8.2 Explanation of Object use

The domain object contains two primary elements: the domain members collection, which contains pointers to the relevant controllers, groups, sets, namespaces, and ports that reflect the appropriate subdivision for the purpose of the domain.

The other primary element includes a set of capacity information properties about this set of domain members.

5.8.3 Mockup

A corresponding mockup for this configuration can be found at <http://swordfishmockups.com/nvmeof-mockups>.

6 Property Mapping

6.1 Introduction

The property mapping provided defines the preferred translation between the Redfish/Swordfish schema objects and properties, and the corresponding NVMe and NVMe-oF specification properties. The information is ordered within the Redfish/Swordfish objects; each cross-referenced property within the Redfish/Swordfish structure therefore contains a detailed reference to its mapped property in the NVMe ecosystem.

Each section also includes a sample Redfish/Swordfish mockup presenting an example usage for that object.

6.2 Property Mapping Template

Table 4 provides the template and an example for the property mapping provided in the following sections of this document.

For each property (whether a reference, collection, complex type or actual property), there is a comparison between the property in Redfish/Swordfish to the corresponding property in either the NVMe or NVMe-oF specification. The RF/SF property is provided within its schema context; the NVMe/NVMe-oF specification reference is provided within the table, showing both which specification, as well as the section and, if appropriate, the figure in which the property is specified.

Similarly, the type of each property is correspondingly specified. The RF/SF type is specified, and the NVM Spec property type is shown, as well as, where appropriate, any additional identifying information, such as byte offset and data structure.

The Mandatory field is used to specify whether properties are Mandatory or Optional on the NVMe specification side, and in the rare instance where properties are Mandatory in the Redfish/Swordfish schema. (Recommended / required properties for specific implementation types in Redfish/Swordfish will be done separately, through the use of profiles.)

The Notes field can / will be used to include any relevant information about either the purpose of the property, additional context, or other useful information to implementers, such as inter-relationships with other properties.

Table 4: Property Mapping Template and Example

	Redfish/Swordfish	NVMe / NVMe-oF
Property	Redfish / Swordfish Schema Property: RecommendedArbitrationBurstSize	NVM Spec Property / Field: RecommendedArbitrationBurst(RAB) NVM Spec: Section:Figure NVMe 1.4a: Section 5.15.2.2, Figure 249
Type	Redfish / Swordfish Schema Type: String	NVM Spec Property Type: Power of 2: 2^n Additional NVM Spec Identifying Information: ByteOffset: 72, IdentifyController data structure
Description	The Recommended Arbitration Burst Size indicates the maximum number of commands that the controller may launch at one time from a particular Submission Queue.	This is the recommended Arbitration Burst size. The value is in commands and is reported as a power of two (2^n). This is the same units as the Arbitration Burst size.

	Re dfish/Swordfish	NVMe / NVMe-oF
LongDescription	This property shall contain the Recommended Arbitration Burst Size indicates the maximum number of commands that the controller may launch at one time from a particular Submission Queue. The value is expressed as a power of two (e.g., 000b indicates one, 011b indicates eight). A value of 111b indicates no limit.	
Mandatory		Mandatory
Notes		

6.3 NVM subsystem

The Redfish/Swordfish Storage schema is used to represent an NVM Subsystem.

6.3.1 Mockup

The following mockup shows a sample representation of the Storage schema used to represent an NVM Subsystem.

```
{
  "@Redfish.Copyright": "Copyright 2014-2020 SNIA. All rights reserved.",
  "@odata.id": "/redfish/v1/Storage/NVMe-oF-Subsystem",
  "@odata.type": "#Storage.v1_9_0.Storage",
  "Id": "1",
  "Name": "NVMe-oF Logical NVM Fabric System",
  "Description": "Mockup of NVMe-oF Logical NVM Fabric System with 1 Logical
↪ Subsystem, 1 Logical I/O Controller and 1 Logical port and 1 allowed
↪ host.",
  "Status": {
    "State": "Enabled",
    "Health": "OK",
    "HealthRollup": "OK"
  },
  "Identifiers": [{
    "DurableNameFormat": "NQN",
    "DurableName":
↪ "nqn.2014-08.org.nvmexpress:uuid:6c5fe566-10e6-4fb6-aad4-8b4159f50245"
  }],
  "Controllers": {
    "@odata.id": "/redfish/v1/Storage/NVMe-oF-Subsystem/Controllers"
  },
  "Volumes": {
    "@odata.id":
↪ "/redfish/v1/Storage/NVMe-oF-Subsystem/Volumes/LogicalNamespace1"
  }
}
```

6.3.2 Property Mapping

6.3.2.1 Actions.#StorageController.SetEncryptionKey The mapping for Actions.#StorageController.SetEncryptionKey is summarized in Table 5.

Table 5: Actions.#StorageController.SetEncryptionKey mapping

	Redfish/Swordfish	NVMe / NVMe-oF
Property	Actions.#StorageController.SetEncryptionKey	N/A
Type	Action (Special form of POST)	
Description	The available OEM-specific actions for this resource.	
LongDescription	This property shall contain the available OEM-specific actions for this resource.	
Mandatory	Do not implement (for NVMe Drives, or for devices with an NVMe front end interface, e.g., opaque arrays).	
Notes		N/A for NVMe (drives or for devices with an NVMe front end interface). Drives will generate their own key for CryptoErase, this requires passing a new key.

6.3.2.2 Controllers The mapping for `Controllers` is summarized in Table 6.

Table 6: Controllers mapping

	Redfish/Swordfish	NVMe / NVMe-oF
Property	Controllers	Controllers
Type	StorageControllerCollection	Controller list.
Description	The set of controllers instantiated by this storage subsystem.	A list of controller identifiers in the NVM subsystem that may or may not be attached to namespace(s)
LongDescription	This property shall contain a link to a Resource of type StorageControllerCollection that contains the set of storage controllers allocated to this instance of an storage subsystem.	A Controller List (refer to NVMe Base Specification section 4.11) of up to 2,047 controller identifiers is returned containing a controller identifier greater than or equal to the value specified in the Controller Identifier (CDW10.CNTID) field. The list contains controller identifiers in the NVM subsystem that may or may not be attached to namespace(s).
Mandatory	Yes. Implement (for NVMe Drives, or for devices with an NVMe front end interface, e.g., opaque arrays).	No (see note)

	Redfish/Swordfish	NVMe / NVMe-oF
Notes	This is a collection of StorageControllers. Refer to the StorageController schema for details of the instance information. These are used to provide information on NVM IO, Admin and Discovery controllers.	This property is only mandatory for controllers that support the Namespace Management capability - reference NVMe Base Specification section 5.15.2.9 Controller list (CNS 13h)

6.3.2.3 Description The mapping for Description is summarized in Table 7.

Table 7: Description mapping

	Redfish/Swordfish	NVMe / NVMe-oF
Property	Description	N/A
Type	String	N/A
Description	The description of this resource.	N/A
LongDescription	This object represents the description of this resource. The resource values shall comply with the Redfish Specification-described requirements.	N/A
Mandatory	Yes	N/A

	Redfish/Swordfish	NVMe / NVMe-oF
Notes	In Redfish, Description is a read-only field.	Return the common description: "An NVM Express Subsystem is an NVMe device that contains one or more NVM Express controllers and may contain one or more namespaces."

6.3.2.4 Drives The mapping for `Drives` is summarized in Table 8.

Table 8: Drives mapping

	Redfish/Swordfish	NVMe / NVMe-oF
Property	Drives	NVM Spec Property / Field: NVM Spec: Section:Figure
Type	Collection(Drive.Drive)	
Description	The set of drives attached to the storage controllers that this resource represents.	N/A
LongDescription	This property shall contain a set of the drives attached to the storage controllers that this resource represents.	
Mandatory	Required (for NVMe Drives). Optional to implement for devices with an NVMe front end interface, e.g., opaque arrays).	

	Redfish/Swordfish	NVMe / NVMe-oF
Notes	For NVMe Drive implementation, this links to “Drive” object, which contains the physical representation of NVMe Drive information.	

6.3.2.5 Identifiers The mapping for `Identifiers` is summarized in Table 9.

Table 9: Identifiers mapping

	Redfish/Swordfish	NVMe / NVMe-oF
Property	Identifiers	NVM Subsystem NVMe Qualified Name (SUBNQN)
Type	Collection(Resource.Identifier)	An array of identifiers
Description	The Durable names for the subsystem.	An array of identifiers
LongDescription	This property shall contain a list of all known durable names for the associated subsystem.	This specifies the NVM Subsystem NVMe Qualified Name as a UTF-8 null-terminated string. Refer to NVMe Base Specification, section 7.9, for the definition of NVMe Qualified Name. Support for this field is mandatory if the controller supports revision 1.2.1 or later as indicated in the Version register (refer to section 3.1.2).
Mandatory	Yes	Yes

	Redfish/Swordfish	NVMe / NVMe-oF
Notes	This is an array of unique identifiers for the NVM Subsystem.	There will only be one instance in this array for Subsystem. Refer to the Identify Controller data structure (CNS 01h) bits 1023:768 in figure 249 (Identify – Identify Controller Data Structure) of the NVMe Base Specification.

6.3.2.6 Identifiers.DurableNameFormat The mapping for `Identifiers.DurableNameFormat` is summarized in Table 10.

Table 10: `Identifiers.DurableNameFormat` mapping

	Redfish/Swordfish	NVMe / NVMe-oF
Property	<code>Identifiers.DurableNameFormat</code>	NVM Subsystem NVMe Qualified Name (SUBNQN)
Type	<code>Resource.v1_1_0.DurableNameFormat</code>	There is a single value for this array in Subsystem. The property type is of type NVMe Qualified Name (NQN).
Description	The format of the Durable names for the subsystem.	NVM Subsystem NVMe Qualified Name (SUBNQN)
LongDescription	This specifies the format of the associated NVM Subsystem NVMe Qualified Name of type NQN. Support for this field is mandatory if the controller supports revision 1.2.1 or later as indicated in the Version register (refer to section 3.1.2).	
Mandatory	No	Yes

	Redfish/Swordfish	NVMe / NVMe-oF
Notes	This is an enum with multiple potential values. For this particular usage in Subsystem, there will only be one instance populated, of type NQN.	There will only be one instance in this array for Subsystem. Refer to the Identify Controller data structure (CNS 01h) bits 1023:768 in figure 249 (Identify – Identify Controller Data Structure) of the NVMe Base Specification.

6.3.2.7 Identifiers.DurableName The mapping for `Identifiers.DurableName` is summarized in Table 11.

Table 11: `Identifiers.DurableName` mapping

	R edfish/Swordfish	NVMe / NVMe-oF
Property	Identif iers.DurableName	NVM Subsystem NVMe Qualified Name (SUBNQN)
Type	Edm.String	The NVM Subsystem NVMe Qualified Name as a UTF-8 null-terminated string
Description	The format of the Durable names for the subsystem.	NVM Subsystem NVMe Qualified Name (SUBNQN)
LongDescription	This specifies the NVM Subsystem NVMe Qualified Name as a UTF-8 null-terminated string. Refer to NVMe Base Specification, section 7.9, for the definition of NVMe Qualified Name. Support for this field is mandatory if the controller supports revision 1.2.1 or later as indicated in the Version register (refer to section 3.1.2).	
Mandatory	No	Yes

	R edfish/Swordfish	NVMe / NVMe-oF
Notes	For this particular usage in Subsystem, there will only be one instance populated in the identifiers array.	There will only be one instance in this array for Subsystem. Refer to the Identify Controller data structure (CNS 01h) bits 1023:768 in figure 249 (Identify – Identify Controller Data Structure) of the NVMe Base Specification.

6.3.2.8 Links.Enclosures The mapping for `Links.Enclosures` is summarized in Table 12.

Table 12: `Links.Enclosures` mapping

	Redfish/Swordfish	NVMe / NVMe-oF
Property	<code>Links.Enclosures</code>	NVM Spec Property / Field: NVM Spec: Section:Figure
Type	Collection(<code>Chassis.Chassis</code>)	
Description	An array of links to the chassis to which this storage subsystem is attached.	N/A
LongDescription	This property shall contain an array of links to resources of type <code>Chassis</code> that represent the physical containers attached to this resource.	
Mandatory	Required	

	Redfish/Swordfish	NVMe / NVMe-oF
Notes	For NVMe Drive implementation, this links to a chassis collection that contains the subsystem's "Drive" object, which contains the physical representation of NVMe Drive information. For devices with an NVMe front end interface, e.g., opaque arrays), this refers to the appropriate chassis instance for the device/system; there may be multiple chassis instances, reflecting different physical entities in the system, such as controllers, drive enclosures, racks, etc).	

6.3.2.9 Links.Enclosures@odata.count The mapping for `Links.Enclosures@odata.count` is summarized in Table 13.

Table 13: `Links.Enclosures@odata.count` mapping

	Redfish/Swordfish	NVMe / NVMe-oF
Property	<code>Links.Enclosures@odata.count</code>	
Type	<code>(odata property)int64</code>	
Description	Count of the number of items in the <code>Links.Enclosures</code> array.	
LongDescription		
Mandatory	Required	
Notes		

6.3.2.10 Links.HostingStorageSystems The mapping for `Links.HostingStorageSystems` is summarized in Table 14.

Table 14: `Links.Enclosures` mapping

	Redfish/Swordfish	NVMe / NVMe-oF
Property	<code>Links.HostingStorageSystems</code>	N/A
Type	<code>Collection(ComputerSystem, ComputerSystem)</code>	
Description	The storage systems that host this storage subsystem.	N/A
LongDescription	This property shall contain an array of links to resources of type <code>ComputerSystem</code> that represent the storage systems that host this storage subsystem. The members of this array shall be in the <code>StorageSystems</code> resource collection off the service root.	
Mandatory	Recommended for devices with an NVMe front end interface such as opaque arrays.	

	R edfish/Swordfish	NVMe / NVMe-oF
Notes	For devices with an NVMe front end interface, e.g., opaque arrays), this refers to the ComputerSystem instances providing the NVMe front end, modeling the device's controller(s).	

6.3.2.11 Links.SimpleStorage The mapping for `Links.SimpleStorage` is summarized in Table 15.

Table 15: `Links.SimpleStorage` mapping

	Redfish/Swordfish	NVMe / NVMe-oF
Property	<code>Links.SimpleStorage</code>	NVM Spec Property / Field: NVM Spec: Section:Figure
Type	<code>SimpleStorage.SimpleStorage</code>	
Description	The link to the simple storage instance that corresponds to this storage.	N/A
LongDescription	This property shall contain a link to a resource of type <code>SimpleStorage</code> that represents the same storage subsystem as this resource.	
Mandatory	Do not implement	
Notes		

6.3.2.12 Name The mapping for `Name` is summarized in Table 16.

Table 16: `Name` mapping

	Redfish/Swordfish	NVMe / NVMe-oF
Property	<code>Name</code>	NVM Subsystem NVMe Qualified Name (SUBNQN)
Type	String	String

	Redfish/Swordfish	NVMe / NVMe-oF
Description	The name of the resource or array member.	Uniquely describes the NVM subsystem.
LongDescription	This object represents the name of this resource or array member. The resource values shall comply with the Redfish Specification-described requirements. This string value shall be of the 'Name' reserved word format.	The NVM Subsystem NVMe Qualified Name is a UTF-8 null-terminated string used (e.g., by host software) as the unique identifier for the NVM subsystem
Mandatory	Yes	Yes (see note)

	Redfish/Swordfish	NVMe / NVMe-oF
Notes	In Redfish, Name is a read-only field.	Support for this field is mandatory if the controller supports revision 1.2.1 or later as indicated in the Version register (refer to section 3.1.2). Reported in the NVM Subsystem NVMe Qualified Name field of the Identify Controller data structure, bytes 1023:768 (refer to figure 249 in section 5.15.2.1 of the NVMe Base Specification). If the NVM Subsystem NVMe Qualified Name field of the Identify Controller data structure is not supported, then all bytes of this field shall be cleared to 0h. Refer to NVMe Base Specification section 7.9 for the definition of NVMe Qualified Name. Refer to NVMe Base Specification section 7.11 for details on the Unique Identifier, including compatibility with older versions of NVMe Controllers that do not support NVM Subsystem NQNs.

6.3.2.13 Status.State The mapping for `Status.State` is summarized in Table 17.

Table 17: `Status.State` mapping

	Redfish/Swordfish	NVMe / NVMe-oF
Property	<code>Status.State</code>	N/A
Type	<code>Resource.State</code> (enum)	N/A
Description	The known state of the resource, such as, enabled.	N/A

	R edfish/Swordfish	NVMe / NVMe-oF
LongDescription	<p>This property shall indicate whether and why this component is available. Enabled indicates the resource is available. Disabled indicates the resource has been intentionally made unavailable but it can be enabled. Offline indicates the resource is unavailable intentionally and requires action to make it available. InTest indicates that the component is undergoing testing. Starting indicates that the resource is becoming available. Absent indicates the resource is physically unavailable.</p>	
Mandatory	Optional for NVMe drives; recommended to implement for NVMe front end devices such as opaque arrays.	No

	Redfish/Swordfish	NVMe / NVMe-oF
Notes	<p>Possible values: Enabled / Disabled / StandbyOffline / StandbySpare / InTest / Starting / Absent / Unavailable / Offline / Deferring / Quiesced / Updating / Qualified</p>	<p>In general, there is no simple corresponding property or mappable set of information at this time from the NVMe Specifications. Current guidance for NVMe drives: do not implement this property. Guidance will be added in a future version of this document as this is an important concept for clients and for consistency with traditional storage devices. For opaque arrays and other similar devices with an NVMe front end, support and map these properties to the device's concepts of Enabled/Disabled/etc.</p>

6.3.2.14 Status.Health The mapping for `Status.Health` is summarized in Table 18.

Table 18: `Status.Health` mapping

	Redfish/Swordfish	NVMe / NVMe-oF
Property	<code>Status.Health</code>	Critical Warning Condition
Type	<code>Resource.Health</code>	Boolean
Description	The health state of this resource in the absence of its dependent resources.	Indicates the NVM subsystem has detected a condition that causes at least one of bits 0 to 4 in the Critical Warning field of the SMART / Health Information log (refer to NVMe Base Specification section 5.14.1.2) to be set to one.
LongDescription	This property shall represent the health state of the resource without considering its dependent resources. The values shall conform to those defined in the Redfish Specification.	Bits in this field represent the associated state at the time of this event. The Additional Hardware Error Information field shall be set at the time of the event using the same format as is specified for the Critical Warning field of the SMART / Health Information.
Mandatory	Yes	Yes

	Redfish/Swordfish	NVMe / NVMe-oF
Notes	Possible Values: OK / Warning / Critical	Returned as a Critical Warning Condition (code 06h) in the NVM Subsystem Hardware Error Event data (bytes 01:00) of an NVM Subsystem Hardware Error Event (Event Type 05h) in the Persistent Event Log. Reference NVMe Base Specification 5.14.1.13.1.5 NVM Subsystem Hardware Error Event (Event Type 05h), Figure 221 and Figure 222. Implementations of more complex systems, such as opaque arrays and other similar devices with an NVMe front end, may also map this property to the device's concepts of OK/Warning/Critical.

6.3.2.15 Status.HealthRollup The mapping for `Status.HealthRollup` is summarized in Table 19.

Table 19: `Status.HealthRollup` mapping

	Redfish/Swordfish	NVMe / NVMe-oF
Property	<code>Status.HealthRollup</code>	Critical Warning
Type	<code>Resource.Health</code>	Boolean
Description	The overall health state from the view of this resource.	Indicates the NVM subsystem reliability has been degraded due to significant media related errors or any internal error that degrades NVM subsystem reliability.
LongDescription	This property shall represent the health state of the resource and its dependent resources. The values shall conform to those defined in the Redfish Specification.	Indicates if the NVM subsystem reliability has been degraded due to significant media related errors or any internal error that degrades NVM subsystem reliability. Critical warnings regarding the health of the NVM subsystem may be indicated via an asynchronous event notification to the host. The warnings that results in an asynchronous event notification to the host are configured using the Set Features command; refer to section 5.21.1.11.
Mandatory	Yes	Yes

	Redfish/Swordfish	NVMe / NVMe-oF
Notes	Possible Values: OK / Warning / Critical	Returned in byte 00, bit 1 of the Get Log Page – SMART / Health Information Log. Reference the NVMe Base Specification section 5.14.1.2 - SMART / Health Information (Log Identifier 02h), Figure 196. Implementations of more complex systems, such as opaque arrays and other similar devices with an NVMe front end, may also map this property to the device's concepts of OK/Warning/Critical.

6.3.2.16 StorageControllers The mapping for StorageControllers is summarized in Table 20.

Table 20: StorageControllers mapping

	Redfish/Swordfish	NVMe / NVMe-oF
Property	StorageControllers	NVM Spec Property / Field: NVM Spec: Section:Figure
Type	Storage.StorageControllers	
Description	The set of storage controllers that this resource represents.	N/A
LongDescription	This property shall contain a set of the storage controllers that this resource represents.	
Mandatory	Do not implement	
Notes	Deprecated for NVMe use - replaced by Controllers (type StorageController.StorageController).	

6.3.2.17 StorageGroups The mapping for StorageGroups is summarized in Table 21.

Table 21: StorageGroups mapping

	Redfish/Swordfish	NVMe / NVMe-oF
Property	StorageGroups	NVM Spec Property / Field: NVM Spec: Section:Figure
Type	StorageGroup.StorageGroup	
Description	All of the storage groups, each of which contains a set of volumes and endpoints that are managed as a group for mapping and masking, that belong to this storage subsystem.	N/A
LongDescription	This property shall contain a link to a resource collection of type StorageGroupsCollection. This property shall be used when implementing mapping and masking.	
Mandatory	Do not implement	
Notes	N/A for NVMe use cases. Deprecated by Connections.	

6.3.2.18 Volumes The mapping for `Volumes` is summarized in Table 22.

Table 22: Volumes mapping

	Redfish/Swordfish	NVMe / NVMe-oF
Property	Volumes	Allocated Namespace ID list
Type	VolumeCollection. VolumeCollection	List of namespace IDs
Description	The set of volumes instantiated by this storage subsystem.	A list of Allocated Namespaces for this Subsystem
LongDescription	This property shall contain a link to a Resource of type VolumeCollection that contains the set of storage volumes allocated to this instance of an storage subsystem.	A list of namespace IDs is returned to the host containing allocated NSIDs in increasing order.
Mandatory	Required for NVMe drives, as well as opaque arrays and other similar devices with an NVMe front end.	No
Notes	This is a collection of Namespaces that belong to this NVM Subsystem. Refer to the Volume schema for details of the instance information.	Reference NVMe Base Specification section 5.15.2.6 Allocated Namespace ID list (CNS 10h).

6.4 NVM Controllers

The Redfish/Swordfish StorageControllers schema is used to represent an NVM Controller.

There are three different types of NVM Controllers: Admin, Discovery, and IO.

6.4.1 Admin Controller

6.4.1.1 Mockup The following mockup shows a sample representation of the StorageController schema used to represent an Admin Controller.

```
{
  "@Redfish.Copyright": "Copyright 2014-2020 SNIA. All rights reserved.",
  "@odata.id":
    ↪ "/redfish/v1/Storage/OpaqueArray/Controllers/NVMeAdminController",
  "@odata.type": "#StorageController.v1_0_0.StorageController",

  "Name": "NVMe Admin Controller",
  "Description": "Single NVMe Admin Controller for in-band admin command
    ↪ access.",
  "Status": {
    "State": "Enabled",
    "Health": "OK"
  },
  "Id": "NVMeAdminController",
  "Manufacturer": "Best NVMe Vendor",

  "Model": "NVMe Connect Array",
  "SerialNumber": "NVME123456",
  "PartNumber": "NVM44",
  "FirmwareVersion": "1.0.0",
  "SupportedControllerProtocols": [
    "PCIe"
  ],
  "NVMeControllerProperties": {
    "ControllerType": "Admin",
    "NVMeVersion": "1.3",
    "NVMeControllerAttributes": {
      "SupportsSQAssociations": false,
      "SupportsTrafficBasedKeepAlive": false,
      "SupportsExceedingPowerOfNonOperationalState": false,
      "Supports128BitHostId": false
    }
  }
}
```

```
}  
}  
}
```

6.4.1.2 Property Mapping

6.4.1.2.1 Assembly The mapping for `Assembly` is summarized in Table 23.

Table 23: Assembly mapping

	Redfish/Swordfish	NVMe / NVMe-oF
Property	Assembly	NVM Spec Property / Field: N/A NVM Spec: Section:Figure N/A
Type	ComplexType	N/A
Description	The Assembly schema defines an assembly. Assembly information contains details about a device, such as part number, serial number, manufacturer, and production date. It also provides access to the original data for the assembly.	N/A

	Redfish/Swordfish	NVMe / NVMe-oF
LongDescription	This Resource shall represent an assembly for a Redfish implementation. Assembly information contains details about a device, such as part number, serial number, manufacturer, and production date. It also provides access to the original data for the assembly.	N/A
Mandatory	Do Not Implement for NVMe drives, or devices with NVMe front ends, such as opaque arrays.	
Notes		

6.4.1.2.2 AssetTag The mapping for AssetTag is summarized in Table 24.

Table 24: Assembly mapping

	Redfish/Swordfish	NVMe / NVMe-oF
Property	AssetTag	NVM Spec Property / Field: N/A NVM Spec: Section:Figure N/A
Type	Edm.String	N/A
Description	The user-assigned asset tag for this storage controller.	N/A
LongDescription	This property shall track the storage controller for inventory purposes.	N/A
Mandatory	Do Not Implement for NVMe Drives, or devices with NVMe front ends, such as opaque arrays.	
Notes		

6.4.1.2.3 CacheSummary The mapping for `CacheSummary` is summarized in Table 25.

Table 25: `CacheSummary` mapping

	R edfish/Swordfish	NVMe / NVMe-oF
Property	CacheSummary	N/A
Type	ComplexType	N/A
Description	The cache memory of the storage controller in general detail.	N/A
LongDescription	This property shall contain properties that describe the cache memory for this resource.	N/A
Mandatory	Do Not Implement	
Notes		

6.4.1.2.4 ControllerRates The mapping for `ControllerRates` is summarized in Table 26.

Table 26: `ControllerRates` mapping

	Redfish/Swordfish	NVMe / NVMe-oF
Property	<code>ControllerRates</code>	N/A
Type	<code>ComplexType</code>	N/A
Description	This property describes the various controller rates used for processes such as volume rebuild or consistency checks.	N/A
LongDescription	This object shall contain all the rate settings available on the controller.	N/A
Mandatory	Do Not Implement	
Notes		

6.4.1.2.5 Description The mapping for `Description` is summarized in Table 27.

Table 27: Description mapping

	Redfish/Swordfish	NVMe / NVMe-oF
Property	Description	N/A
Type	String	
Description	The description of this resource.	
LongDescription	This object represents the description of this resource. The resource values shall comply with the Redfish Specification-described requirements.	
Mandatory	Optional	N/A
Notes	In Redfish, <code>Description</code> is a read-only field.	Return the common description: "An NVM Admin Controller exposes capabilities that allow a host to manage an NVM subsystem. Admin controllers support commands providing management capabilities but does not provide IO access."

6.4.1.2.6 FirmwareVersion The mapping for `FirmwareVersion` is summarized in Table 28.

Table 28: `FirmwareVersion` mapping

	Redfish/Swordfish	NVMe / NVMe-oF
Property	<code>FirmwareVersion</code>	NVM Spec Property / Field: <code>IdentifyController: Firmware Revision (FR)</code> NVM Spec: Section:Figure 249: 71:64
Type	String	
Description	The firmware version of this storage controller.	
LongDescription	This property shall contain the firmware version as defined by the manufacturer for the associated storage controller.	
Mandatory	Required.	
Notes		Return the currently active firmware revision information.

6.4.1.2.7 Identifiers The mapping for `Identifiers` is summarized in Table 29.

Table 29: Identifiers mapping

	Redfish/Swordfish	NVMe / NVMe-oF
Property	Identifiers	Controller Identifier list
Type	Collection(Resource.Identifier)	A variable length Controller Identifier structures
Description	The Durable names for the storage controller.	
LongDescription	This property shall contain a list of all known durable names for the associated storage controller.	
Mandatory	Recommend not implementing. There isn't a good mapping for these in the NVMe spec to a property that has an appropriate / mapping to a durable name format.	No
Notes		

6.4.1.2.8 Identifiers.DurableName The mapping for `Identifiers.DurableName` is summarized in Table 30.

Table 30: `Identifiers.DurableName` mapping

	R edfish/Swordfish	NVMe / NVMe-oF
Property	Identif iers.DurableName	
Type	Variable - see notes	Variable - see notes
Description	The Durable names for the storage controller.	Durable Controller Identifier
LongDescription	T	
Mandatory	Recommend not implementing.	No
Notes	Recommend not implementing. There isn't a good mapping for these in the NVMe spec to a property that has an appropriate / mapping to a durable name format.	

6.4.1.2.9 Identifiers.DurableNameFormat The mapping for `Identifiers.DurableNameFormat` is summarized in Table 31.

Table 31: `Identifiers.DurableNameFormat` mapping

	R edfish/Swordfish	NVMe / NVMe-oF
Property	<code>Identifiers.DurableNameFormat</code>	
Type	enum (<code>DurableNameFormat</code>)	
Description	The Durable names for the storage controller.	
LongDescription	This property shall contain a list of the types for all known durable names for the associated storage controller. The type determines the length of the corresponding Namespace ID	
Mandatory	Recommend not implementing.	No
Notes	Recommend not implementing. There isn't a good mapping for these in the NVMe spec to a property that has an appropriate / mapping to a durable name format.	

6.4.1.2.10 Links.AttachedVolumes The mapping for `Links.AttachedVolumes` is summarized in Table 32.

Table 32: `Links.AttachedVolumes` mapping

	Redfish/Swordfish	NVMe / NVMe-oF
Property	<code>Links</code> <code>.AttachedVolumes</code>	N/A
Type	<code>Collection(Volume.Volume)</code>	N/A
Description	An array of links to volumes that are attached to this controller instance.	
LongDescription	This property shall contain a link to the Resources of type Volume that are attached to this instance of storage controller.	
Mandatory	Do not implement (for admin controllers).	Yes
Notes		

6.4.1.2.11 Links.NetworkDeviceFunctions The mapping for `Links.NetworkDeviceFunctions` is summarized in Table 33.

Table 33: `Links.NetworkDeviceFunctions` mapping

	Redfish/Swordfish	NVMe / NVMe-oF
Property	<code>Links.NetworkDeviceFunctions</code>	N/A
Type	<code>Collection(NetworkDeviceFunction.NetworkDeviceFunction)</code>	
Description	The network device functions that provide connectivity to this controller.	
LongDescription	This property shall contain an array of links to resources of type <code>NetworkDeviceFunction</code> that represent the devices that provide connectivity to this controller.	
Mandatory	Recommended to implement for more complex devices with NVMe front ends, such as opaque arrays.	
Notes	For NVMe-oF configurations.	

6.4.1.2.12 Location The mapping for `Location` is summarized in Table 34.

Table 34: Location mapping

	Redfish/Swordfish	NVMe / NVMe-oF
Property	Location	NVM Spec Property / Field: N/A NVM Spec: Section:Figure N/A
Type	Collection(Resource.Location)	
Description	The location of the storage controller.	
LongDescription	This property shall contain location information of the associated storage controller.	N/A
Mandatory	Do Not Implement for NVM Drives or more complex devices with an NVMe front end, such as opaque arrays.	
Notes		

6.4.1.2.13 Manufacturer The mapping for `Manufacturer` is summarized in Table 35.

Table 35: Manufacturer mapping

	Redfish/Swordfish	NVMe / NVMe-oF
Property	Manufacturer	
Type	String	
Description	The manufacturer of this storage controller.	
LongDescription	This property shall contain the name of the organization responsible for producing the storage controller. This organization might be the entity from whom the storage controller is purchased, but this is not necessarily true.	
Mandatory	Recommended	
Notes		End clients expect to see the name of the company (e.g.,; Contoso, BestVendor). While the value may be filled from the <code>IdentifyController.PCI Vendor ID</code> or <code>SubsystemID</code> field, it would be preferable to have this filled with the actual string value of the company name.

6.4.1.2.14 Model The mapping for `Model` is summarized in Table 36.

Table 36: Model mapping

	R edfish/Swordfish	NVMe / NVMe-oF
Property	Model	NVM Spec Property / Field: IdentifyController / Model Number (MN) NVM Spec: Section: Figure 249 byte 24:63
Type	String	N/A
Description	The model number for the storage controller.	
LongDescription	This property shall contain the name by which the manufacturer generally refers to the storage controller.	N/A
Mandatory	Recommended	
Notes		

6.4.1.2.15 Name The mapping for `Name` is summarized in Table 37.

Table 37: Name mapping

	Redfish/Swordfish	NVMe / NVMe-oF
Property	Name	NVM Spec Property / Field: Controller ID (CNTLID) NVM Spec: Section:Figure NVMe 1.4a: Section 5.15.2.2 (IdentifyController), Figure 249
Type	String	NVM Spec Property Type: 16-bit hex value Additional NVM Spec Identifying Information: ByteOffset: 79:78, IdentifyController data structure
Description	The name of the resource or array member.	
LongDescription	This object represents the name of this resource or array member. The resource values shall comply with the Redfish Specification-described requirements. This string value shall be of the 'Name' reserved word format.	
Mandatory	Required	Mandatory

	Redfish/Swordfish	NVMe / NVMe-oF
Notes	In Redfish, Name is a read-only field.	Map the CNTLID field to a string with the format: "0xABCD"

6.4.1.2.16 NVMeControllerProperties.ControllerType The mapping for NVMeControllerProperties.ControllerType is summarized in Table 38.

Table 38: NVMeControllerProperties.ControllerType mapping

	Redfish/Swordfish	NVMe / NVMe-oF
Property	NVMeControllerProperties.ControllerType	N/A
Type	StorageController.v1_0_0.NVMeControllerType	NVM Spec Property Type:
Description	This property specifies the type of NVMe Controller.	
LongDescription	This property shall specify the type of NVMe Controller.	
Mandatory		
Notes	This property must be used to specify the type of NVMe Controller. For an admin controller, set to Admin.	Return "Admin"

6.4.1.2.17 NVMeControllerProperties.NVMeVersion The mapping for NVMeControllerProperties.NVMeVersion is summarized in Table 39.

Table 39: NVMeControllerProperties.NVMeVersion mapping

	Redfish/Swordfish	NVMe / NVMe-oF
Property	NVMe ControllerProperties.NVMeVersion	NVM Spec Property / Field: Version (VER) NVM Spec: Section:Figure NVMe 1.4a: Section 5.15.2.2 (IdentifyController), Figure 249
Type	String	NVM Spec Property Type: Maps from register 3.1.2. Additional NVM Spec Identifying Information: ByteOffset: 83:90
Description	The version of the NVMe Base Specification supported.	
LongDescription	This property shall specify the type of NVMe Controller.	
Mandatory		Mandatory
Notes		Implementations compliant to revision 1.2 or later of this specification shall report a non-zero value in this field. Map from corresponding value in register 3.1.2 to string as "1.0", "1.1", "1.2", "1.2.1", "1.3.0", "1.4.0", etc.

6.4.1.2.18 NVMeControllerProperties.NVMeControllerAttributes.ReportsNamespaceGranularity

The mapping for NVMeControllerProperties.NVMeControllerAttributes.ReportsNamespaceGranularity is summarized in Table 40.

Table 40: NVMeControllerProperties.NVMeControllerAttributes.ReportsNamespaceGranularity mapping

	Redfish/Swordfish	NVMe / NVMe-oF
Property	NVMeControllerProperties.NVMeControllerAttributes.ReportsNamespaceGranularity	NVM Spec Property / Field: Controller Attributes (CTRATT): Bit 7 (Namespace Granularity) NVM Spec: Section:Figure NVMe 1.4a: Section 5.15.2.2 (IdentifyController), Figure 249
Type	Boolean	NVM Spec Property Type: Single bit (bool) Additional NVM Spec Identifying Information: Bit 7 of Byte 99:96
Description	Indicates whether or not the controller supports reporting of Namespace Granularity.	
LongDescription	This property shall indicate whether or not the controller supports reporting of Namespace Granularity.	

	Redfish/Swordfish	NVMe / NVMe-oF
Mandatory	Recommended for NVM Drives and more complex devices with NVMe front ends, such as opaque arrays.	
Notes		

6.4.1.2.19 NVMeControllerProperties.NVMeControllerAttributes.SupportsSQAssociations

The mapping for NVMeControllerProperties.NVMeControllerAttributes.SupportsSQAssociations is summarized in Table 41.

Table 41:

NVMeControllerProperties.NVMeControllerAttributes.SupportsSQAssociations mapping

	Redfish/Swordfish	NVMe / NVMe-oF
Property	NVMeControllerProperties.NVMeControllerAttributes.SupportsSQAssociations	NVM Spec Property / Field: Controller Attributes (CTRATT): Bit 8 (SQ Associations) NVM Spec: Section:Figure NVMe 1.4a: Section 5.15.2.2 (IdentifyController), Figure 249
Type	Boolean	NVM Spec Property Type: Single bit (bool) Additional NVM Spec Identifying Information: Bit 8 of Byte 99:96
Description	Indicates whether or not the controller supports SQ Associations.	
LongDescription	This property shall indicate whether or not the controller supports SQ Associations.	
Mandatory		
Notes		

6.4.1.2.20 NVMeControllerProperties.NVMeControllerAttributes.SupportsTrafficBasedKeepAlive

The mapping for NVMeControllerProperties.NVMeControllerAttributes.TrafficBasedKeepAlive is summarized in Table 42.

Table 42:

NVMeControllerProperties.NVMeControllerAttributes.SupportsTrafficBasedKeepAlive mapping

	R edfish/Swordfish	NVMe / NVMe-oF
Property	NVMeControllerP roperties.NVMeCo ntrollerAttribut es.SupportsTraff icBasedKeepAlive	NVM Spec Property / Field: Controller Attributes (CTRATT): Bit 6 (Traffic Based Keep Alive Support – TBKAS) NVM Spec: Section:Figure NVMe 1.4a: Section 5.15.2.2 (IdentifyController), Figure 249
Type	Boolean	NVM Spec Property Type: Single bit (bool) Additional NVM Spec Identifying Information: Bit 6 of Byte 99:96
Description	Indicates whether or not the controller supports restarting KeepAlive Timer if traffic is processed from an admin command or IO during KeepAlive Timeout interval.	

	R edfish/Swordfish	NVMe / NVMe-oF
LongDescription	This property shall indicate whether or not the controller supports restarting KeepAlive Timer if traffic is processed from an admin command or IO during KeepAlive Timeout interval.	
Mandatory	Required for Ethernet-Attach Drives; required for more complex devices with NVMe front ends, such as opaque arrays.	
Notes		

6.4.1.2.21 NVMeControllerProperties.NVMeControllerAttributes.SupportsExceedingPowerOfNonOperationalState

The mapping for NVMeControllerProperties.NVMeControllerAttributes.SupportsExceedingPowerOfNonOperationalState is summarized in Table 43.

Table 43: NVMeControllerProperties.NVMeControllerAttributes. SupportsExceedingPowerOfNonOperationalState mapping

	Redfish/Swordfish	NVMe / NVMe-oF
Property	NVMeControllerProperties.NVMeControllerAttributes.SupportsExceedingPowerOfNonOperationalState	NVM Spec Property / Field: Controller Attributes (CTRATT): Bit 1 (Non-Operational Power State Permissive Mode) NVM Spec: Section:Figure NVMe 1.4a: Section 5.15.2.2 (IdentifyController), Figure 249
Type	Boolean	NVM Spec Property Type: Single bit (bool) Additional NVM Spec Identifying Information: Bit 1 of Byte 99:96
Description	Indicates whether or not the controller supports exceeding Power of NonOperational State in order to execute controller initiated background operations in a non-operational power state.	

	R edfish/Swordfish	NVMe / NVMe-oF
LongDescription	This property shall indicate whether or not the controller supports exceeding Power of NonOperational State in order to execute controller initiated background operations in a non-operational power state.	
Mandatory		
Notes		

6.4.1.2.22 NVMeControllerProperties.NVMeControllerAttributes.Supports128BitHostId

The mapping for NVMeControllerProperties.NVMeControllerAttributes.Supports128BitHostId is summarized in Table 44.

Table 44:

NVMeControllerProperties.NVMeControllerAttributes.Supports128BitHostId mapping

	Redfish/Swordfish	NVMe / NVMe-oF
Property	NVMeControllerProperties.NVMeControllerAttributes.Supports128BitHostId	NVM Spec Property / Field: Controller Attributes (CTRATT): Bit 0 NVM Spec: Section:Figure NVMe 1.4a: Section 5.15.2.2 (IdentifyController), Figure 249
Type	Boolean	NVM Spec Property Type: Single bit (bool) Additional NVM Spec Identifying Information: Bit 0 of Byte 99:96
Description	Indicates whether or not the controller supports a 128-bit Host Identifier.	
LongDescription	This property shall indicate whether or not the controller supports a 128-bit Host Identifier.	
Mandatory		
Notes		

6.4.1.2.23 NVMeControllerProperties.MaxQueueSize The mapping for NVMeControllerProperties.MaxQueueSize is summarized in Table 45.

Table 45: NVMeControllerProperties.ANCharacteristics mapping

	Redfish/Swordfish	NVMe / NVMe-oF
Property	NVMeControllerProperties.MaxQueueSize	NVM Spec Property / Field: Maximum Queues Entries Supported (MQES) NVM Spec: Section:Figure NVMe 1.4a; Section 3.1.1 Controller Capabilities; Figure 69
Type	Int64	NVM Spec Property Type: Additional NVM Spec Identifying Information: ByteOffset: Bits 15:00
Description	Indicates the maximum individual queue size that an NVMe IO Controller supports.	

	R edfish/Swordfish	NVMe / NVMe-oF
LongDescription	This property shall contain the maximum individual queue entry size supported per queue. This is a zero-based value, where the minimum value is one, indicating two entries. For PCIe, this applies to both submission and completion queues. For NVMe-oF, this applies to only submission queues.	
Mandatory	Implement for more complex devices with NVMe front ends, such as opaque arrays.	
Notes		

6.4.1.2.24 NVMeControllerProperties.MaxQueueSize The mapping for NVMeControllerProperties.ANCharacteristics is summarized in Table 46.

Table 46: NVMeControllerProperties.ANCharacteristics mapping

	Redfish/Swordfish	NVMe / NVMe-oF
Property	NVMeControllerProperties.ANCharacteristics	
Type	Collection(StorageController.v1_0_0.ANCharacteristics)	
Description	This property contains the combination of ANA type and volume information.	
LongDescription	This property shall contain the combination of ANA type and volume information.	
Mandatory		
Notes		

6.4.1.2.25 NVMeControllerProperties.NVMeSMARTCriticalWarnings.OverallSystemDegraded

The mapping for NVMeControllerProperties.NVMeSMARTCriticalWarnings.OverallSystemDegraded is summarized in Table 47.

Table 47:

NVMeControllerProperties.NVMeSMARTCriticalWarnings. OverallSystemDegraded mapping

	R edfish/Swordfish	NVMe / NVMe-oF
Property	NVMeCont rollerProperties .NVMeSMARTCritic alWarnings.Overa llSystemDegraded	NVM Spec Property / Field: Critical Warning NVM Spec: Section:Figure NVMe 1.4a: Section 5.14.1.2, SMART / Health Information, Figure 196
Type	Boolean	NVM Spec Property Type: Single bit (bool) Additional NVM Spec Identifying Information: Bit 2 of Byte 00
Description	Indicates that the NVM subsystem reliability has been compromised.	
LongDescription	This property shall indicate that the NVM subsystem reliability has been compromised.	
Mandatory	Required	
Notes		

6.4.1.2.26 NVMeControllerProperties.NVMeSMARTCriticalWarnings.PowerBackupFailed

The mapping for NVMeControllerProperties.NVMeSMARTCriticalWarnings.PowerBackupFailed is summarized in Table 48.

Table 48:

NVMeControllerProperties.NVMeSMARTCriticalWarnings.PowerBackupFailed
mapping

	Redfish/Swordfish	NVMe / NVMe-oF
Property	NVMe ControllerProperties.NVMeSMARTCriticalWarnings.PowerBackupFailed	NVM Spec Property / Field: Critical Warning NVM Spec: Section:Figure NVMe 1.4a: Section 5.14.1.2, SMART / Health Information, Figure 196
Type	Boolean	NVM Spec Property Type: Single bit (bool) Additional NVM Spec Identifying Information: Bit 4 of Byte 00
Description	Indicates that the volatile memory backup device has failed.	
LongDescription	This property shall indicate that the volatile memory backup device has failed.	
Mandatory	Recommended for NVM Drives. Required for more complex devices with NVMe front ends, such as opaque arrays.	
Notes		

6.4.1.2.27 SKU The mapping for SKU is summarized in Table 49.

Table 49: SKU mapping

	Redfish/Swordfish	NVMe / NVMe-oF
Property	SKU	NVM Spec Property / Field: N/A NVM Spec: Section:Figure N/A
Type	Edm.String	N/A
Description	The SKU for this storage controller.	N/A
LongDescription	This property shall contain the stock-keeping unit number for this storage storage controller.	N/A
Mandatory	Do Not Implement	
Notes		

6.4.1.2.28 SpeedGbps The mapping for SpeedGbps is summarized in Table 50.

Table 50: SpeedGbps mapping

	Redfish/Swordfish	NVMe / NVMe-oF
Property	SpeedGbps	NVM Spec Property / Field: N/A NVM Spec: Section:Figure N/A
Type	Decimal	N/A
Description	The maximum speed of the storage controller's device interface.	N/A
LongDescription	This property shall represent the maximum supported speed of the storage bus interface, in Gbit/s. The specified interface connects the controller to the storage devices, not the controller to a host. For example, SAS bus not PCIe host bus.	N/A
Mandatory	Do Not Implement	
Notes		

6.4.1.2.29 Status.Health The mapping for `Status.Health` is summarized in Table 51.

Table 51: `Status.Health` mapping

	Redfish/Swordfish	NVMe / NVMe-oF
Property	<code>Status.Health</code>	NVM Spec Property / Field: CSTS – Controller Status NVM Spec: Section:Figure NVMe 1.4a: Section 3.1.6, Figure 79 NVM Spec Property / Field: Critical Warning NVM Spec: Section:Figure NVMe 1.4a: Section 5.14.1.2, SMART / Health Information, Figure 196
Type	<code>Resource.Health</code>	NVM Spec Property Type:
Description	The health state of this resource in the absence of its dependent resources.	
LongDescription	This property shall represent the health state of the resource without considering its dependent resources. The values shall conform to those defined in the Redfish Specification.	
Mandatory		

	Redfish/Swordfish	NVMe / NVMe-oF
Notes	Possible Values: OK / Warning / Critical	This comes from CSTS Controller Failure Status, and from the SMART / health information log critical warning field.

6.4.1.2.30 Status.State The mapping for `Status.State` is summarized in Table 52.

Table 52: `Status.State` mapping

	Redfish/Swordfish	NVMe / NVMe-oF
Property	<code>Status.State</code>	NVM Spec Property / Field: CSTS – Controller Status NVM Spec: Section:Figure NVMe 1.4a: Section 3.1.6, Figure 79
Type	<code>Resource.State</code> (enum)	NVM Spec Property Type:
Description	The known state of the resource, such as, enabled.	

	R edfish/Swordfish	NVMe / NVMe-oF
LongDescription	<p>This property shall indicate whether and why this component is available. Enabled indicates the resource is available. Disabled indicates the resource has been intentionally made unavailable but it can be enabled. Offline indicates the resource is unavailable intentionally and requires action to make it available. InTest indicates that the component is undergoing testing. Starting indicates that the resource is becoming available. Absent indicates the resource is physically unavailable.</p>	
Mandatory		Mandatory

	Redfish/Swordfish	NVMe / NVMe-oF
Notes	<p>Possible values:</p> <p>Enabled / Disabled / StandbyOffline / StandbySpare / InTest / Starting / ABsent / UnavailableOffline / Deferring / Quiesced / Updating / Qualified</p>	<p>Ready (CSTS.RDY) maps to Enabled, Shutdown (CSTS.SHST) value will tell you if shutdown is in progress or complete (StandbyOffline), ProcessingPaused (CSTS.PP) maps to Deferring. If both Ready and Shutdown are indicated, then the system should indicate StandbyOffline. If both Ready and ProcessingPaused are indicated, then the system should indicate Deferring.</p>

6.4.1.2.31 SupportedControllerProtocols The mapping for SupportedControllerProtocols is summarized in Table 53.

Table 53: SupportedControllerProtocols mapping

	Redfish/Swordfish	NVMe / NVMe-oF
Property	SupportedControllerProtocols	N/A
Type	Collection(Protocol.Protocol)	NVM Spec Property Type: N/A
Description	The supported set of protocols for communicating to this storage controller.	
LongDescription	This property shall contain the supported set of protocols for communicating to this storage controller.	
Mandatory	Required.	
Notes	<p>This is an array of protocols supported by the StorageController.</p> <p>This can be set to values including, but not limited to, PCIe, RDMA, NVMe-oF, RoCE, RoCEv2, and InfiniBand.</p>	

6.4.1.2.32 SupportedDeviceProtocols The mapping for SupportedDeviceProtocols is summarized in Table 54.

Table 54: SupportedDeviceProtocols mapping

	Redfish/Swordfish	NVMe / NVMe-oF
Property	SupportedDeviceProtocols	N/A
Type	Collection(Protocol.Protocol)	NVM Spec Property Type: N/A
Description	The protocols that the storage controller can use to communicate with attached devices.	
LongDescription	This property shall contain the set of protocols this storage controller can use to communicate with attached devices.	
Mandatory		
Notes	Do not implement.	

6.4.2 Discovery Controller

6.4.2.1 Mockup The following mockup shows a sample representation of the StorageController schema used to represent a Discovery Controller.

```
{
  "@Redfish.Copyright": "Copyright 2014-2020 SNIA. All rights reserved.",
  "@odata.id":
    ↪ "/redfish/v1/Storage/NVMe-oF-Subsystem/Controllers/NVMeIOController",
  "@odata.type": "#StorageController.v1_0_0.StorageController",
  "Id": "9",
  "Name": "NVMe Logical Discovery Controller",
  "Description": "Single NVMe Discovery Controller presented to host.",
  "Status": {
    "State": "Enabled",
    "Health": "OK"
  },
  "Id": "NVMeDiscoveryController",

  "SupportedControllerProtocols": [
    "TCP", "RDMA", "FC"
  ],
  "SupportedDeviceProtocols": [
    "NVMeOverFabrics"
  ],

  "NVMeControllerProperties": {
    "ControllerType": "Discovery",
    "NVMeVersion": "1.3",
    "NVMeControllerAttributes": {
      "SupportsTrafficBasedKeepAlive": false,
      "SupportsExceedingPowerOfNonOperationalState": false,
      "Supports128BitHostId": false
    }
  }
}
```

6.4.2.2 Property Mapping

6.4.2.2.1 Assembly The mapping for `Assembly` is summarized in Table 55.

Table 55: Assembly mapping

	Redfish/Swordfish	NVMe / NVMe-oF
Property	Assembly	NVM Spec Property / Field: N/A NVM Spec: Section: Figure N/A
Type	ComplexType	N/A
Description	The Assembly schema defines an assembly. Assembly information contains details about a device, such as part number, serial number, manufacturer, and production date. It also provides access to the original data for the assembly.	N/A

	Redfish/Swordfish	NVMe / NVMe-oF
LongDescription	This Resource shall represent an assembly for a Redfish implementation. Assembly information contains details about a device, such as part number, serial number, manufacturer, and production date. It also provides access to the original data for the assembly.	N/A
Mandatory	Do Not Implement for NVMe drives, or devices with NVMe front ends, such as opaque arrays.	
Notes		

6.4.2.2.2 AssetTag The mapping for AssetTag is summarized in Table 56.

Table 56: Assembly mapping

	Redfish/Swordfish	NVMe / NVMe-oF
Property	AssetTag	NVM Spec Property / Field: N/A NVM Spec: Section:Figure N/A
Type	Edm.String	N/A
Description	The user-assigned asset tag for this storage controller.	N/A
LongDescription	This property shall track the storage controller for inventory purposes.	N/A
Mandatory	Do Not Implement for NVMe Drives, or devices with NVMe front ends, such as opaque arrays.	
Notes		

6.4.2.2.3 CacheSummary The mapping for `CacheSummary` is summarized in Table 57.

Table 57: `CacheSummary` mapping

	R edfish/Swordfish	NVMe / NVMe-oF
Property	CacheSummary	N/A
Type	ComplexType	N/A
Description	The cache memory of the storage controller in general detail.	N/A
LongDescription	This property shall contain properties that describe the cache memory for this resource.	N/A
Mandatory	Do Not Implement	
Notes		

6.4.2.2.4 ControllerRates The mapping for `ControllerRates` is summarized in Table 58.

Table 58: `ControllerRates` mapping

	R edfish/Swordfish	NVMe / NVMe-oF
Property	<code>ControllerRates</code>	N/A
Type	<code>ComplexType</code>	N/A
Description	This property describes the various controller rates used for processes such as volume rebuild or consistency checks.	N/A
LongDescription	This object shall contain all the rate settings available on the controller.	N/A
Mandatory	Do Not Implement	
Notes		

6.4.2.2.5 Description The mapping for `Description` is summarized in Table 59.

Table 59: Description mapping

	Redfish/Swordfish	NVMe / NVMe-oF
Property	Description	N/A
Type	String	
Description	The description of this resource.	
LongDescription	This object represents the description of this resource. The resource values shall comply with the Redfish Specification-described requirements.	
Mandatory	Optional	N/A
Notes	In Redfish, <code>Description</code> is a read-only field.	Return the common description: “An NVM Discovery Controller exposes capabilities that allow a host to retrieve information required to connect to one or more NVM Subsystems. Discovery controllers only support commands providing discovery capabilities; they do not provide IO or management access.”

6.4.2.2.6 FirmwareVersion The mapping for `FirmwareVersion` is summarized in Table 60.

Table 60: FirmwareVersion mapping

	Redfish/Swordfish	NVMe / NVMe-oF
Property	FirmwareVersion	NVM Spec Property / Field: IdentifyController: Firmare Revision (FR) NVM Spec: Section:Figure 249: 71:64
Type	String	
Description	The firmware version of this storage controller.	
LongDescription	This property shall contain the firmware version as defined by the manufacturer for the associated storage controller.	
Mandatory	Required.	
Notes		Return the currently active firmware revision information.

6.4.2.2.7 Identifiers The mapping for Identifiers is summarized in Table 61.

Table 61: Identifiers mapping

	Redfish/Swordfish	NVMe / NVMe-oF
Property	Identifiers	Controller Identifier list
Type	Collection(Resource.Identifier)	A variable length Controller Identifier structures

	R edfish/Swordfish	NVMe / NVMe-oF
Description	The Durable names for the storage controller.	
LongDescription	This property shall contain a list of all known durable names for the associated storage controller.	
Mandatory	Recommend not implementing. There isn't a good mapping for these in the NVMe spec to a property that has an appropriate / mapping to a durable name format.	No
Notes		

6.4.2.2.8 Identifiers.DurableName The mapping for `Identifiers.DurableName` is summarized in Table 62.

Table 62: `Identifiers.DurableName` mapping

	R edfish/Swordfish	NVMe / NVMe-oF
Property	Identifiers.DurableName	
Type	Variable - see notes	Variable - see notes
Description	The Durable names for the storage controller.	Durable Controller Identifier

	R edfish/Swordfish	NVMe / NVMe-oF
LongDescription	T	
Mandatory	Recommend not implementing.	No
Notes	Recommend not implementing. There isn't a good mapping for these in the NVMe spec to a property that has an appropriate / mapping to a durable name format.	

6.4.2.2.9 Identifiers.DurableNameFormat The mapping for `Identifiers.DurableNameFormat` is summarized in Table 63.

Table 63: `Identifiers.DurableNameFormat` mapping

	R edfish/Swordfish	NVMe / NVMe-oF
Property	Identifiers.DurableNameFormat	
Type	enum (DurableNameFormat)	
Description	The Durable names for the storage controller.	

	Redfish/Swordfish	NVMe / NVMe-oF
LongDescription	This property shall contain a list of the types for all known durable names for the associated storage controller. The type determines the length of the corresponding Namespace ID	
Mandatory	Recommend not implementing.	No
Notes	Recommend not implementing. There isn't a good mapping for these in the NVMe spec to a property that has an appropriate / mapping to a durable name format.	

6.4.2.2.10 Links.AttachedVolumes The mapping for `Links.AttachedVolumes` is summarized in Table 64.

Table 64: `Links.AttachedVolumes` mapping

	Redfish/Swordfish	NVMe / NVMe-oF
Property	<code>Links.AttachedVolumes</code>	N/A
Type	<code>Collection(Volume.Volume)</code>	N/A

	Redfish/Swordfish	NVMe / NVMe-oF
Description	An array of links to volumes that are attached to this controller instance.	
LongDescription	This property shall contain a link to the Resources of type Volume that are attached to this instance of storage controller.	
Mandatory	Do not implement.	Yes
Notes		

6.4.2.2.11 Links.Endpoints The mapping for `Links.Endpoints` is summarized in Table 65.

Table 65: `Links.Endpoints` mapping

	Redfish/Swordfish	NVMe / NVMe-oF
Property	<code>Links.Endpoints</code>	N/A
Type	Collection(<code>Endpoint.Endpoint</code>)	
Description	An array of links to the endpoints that connect to this controller.	
LongDescription	This property shall contain an array of links to the Resources of type Endpoint associated with this controller.	
Mandatory		
Notes		

6.4.2.2.12 Links.Connections The mapping for `Links.Connections` is summarized in Table 66.

Table 66: `Links.Connections` mapping

	Redfish/Swordfish	NVMe / NVMe-oF
Property	<code>Links.Connections</code>	N/A
Type	Collection(<code>Connection.Connection</code>)	
Description	An array of links to volumes that are attached to this controller instance.	
LongDescription	This property shall contain a link to the Resources of type Volume that are attached to this instance of storage controller.	
Mandatory		
Notes	This contains the information used to represent the allowed hosts.	This property contains pointers to the <code>Connections</code> objects. The information about allowed hosts is mapped to the <code>Connections</code> objects for NVMe-oF configurations.

6.4.2.2.13 Links.NetworkDeviceFunctions The mapping for `Links.NetworkDeviceFunctions` is summarized in Table 67.

Table 67: Links.NetworkDeviceFunctions mapping

	Redfish/Swordfish	NVMe / NVMe-oF
Property	Links.NetworkDeviceFunctions	N/A
Type	Collection(NetworkDeviceFunction.NetworkDeviceFunction)	
Description	The network device functions that provide connectivity to this controller.	
LongDescription	This property shall contain an array of links to resources of type NetworkDeviceFunction that represent the devices that provide connectivity to this controller.	
Mandatory	Recommended to implement for more complex devices with NVMe front ends, such as opaque arrays.	
Notes	For NVMe-oF configurations.	

6.4.2.2.14 Location The mapping for Location is summarized in Table 68.

Table 68: Location mapping

	Redfish/Swordfish	NVMe / NVMe-oF
Property	Location	NVM Spec Property / Field: N/A NVM Spec: Section:Figure N/A
Type	Collection(Resource.Location)	
Description	The location of the storage controller.	
LongDescription	This property shall contain location information of the associated storage controller.	N/A
Mandatory	Do Not Implement for NVM Drives, or more complex devices with NVMe front ends, such as opaque arrays.	
Notes		

6.4.2.2.15 Manufacturer The mapping for `Manufacturer` is summarized in Table 69.

Table 69: Manufacturer mapping

	Redfish/Swordfish	NVMe / NVMe-oF
Property	Manufacturer	
Type	String	

	Redfish/Swordfish	NVMe / NVMe-oF
Description	The manufacturer of this storage controller.	
LongDescription	This property shall contain the name of the organization responsible for producing the storage controller. This organization might be the entity from whom the storage controller is purchased, but this is not necessarily true.	
Mandatory	Optional	
Notes		End clients expect to see the name of the company (e.g.,; Contoso, BestVendor). While the value may be filled from the IdentifyController PCI Vendor ID or SubsystemID field, it would be preferable to have this filled with the actual string value of the company name.

6.4.2.2.16 Model The mapping for Model is summarized in Table 70.

Table 70: Model mapping

	R edfish/Swordfish	NVMe / NVMe-oF
Property	Model	NVM Spec Property / Field: IdentifyController / Model Number (MN) NVM Spec: Section: Figure 249 byte 24:63
Type	String	N/A
Description	The model number for the storage controller.	
LongDescription	This property shall contain the name by which the manufacturer generally refers to the storage controller.	N/A
Mandatory	Optional	
Notes		

6.4.2.2.17 Name The mapping for Name is summarized in Table 71.

Table 71: Name mapping

	Redfish/Swordfish	NVMe / NVMe-oF
Property	Name	NVM Spec Property / Field: Controller ID (CNTLID) NVM Spec: Section:Figure NVMe 1.4a: Section 5.15.2.2 (IdentifyController), Figure 249
Type	String	NVM Spec Property Type: 16-bit hex value Additional NVM Spec Identifying Information: ByteOffset: 79:78, IdentifyController data structure
Description	The name of the resource or array member.	
LongDescription	This object represents the name of this resource or array member. The resource values shall comply with the Redfish Specification-described requirements. This string value shall be of the 'Name' reserved word format.	
Mandatory	Required	Mandatory

	Redfish/Swordfish	NVMe / NVMe-oF
Notes	In Redfish, Name is a read-only field.	Map the CNTLID field to a string with the format: "0xABCD"

6.4.2.2.18 NVMeControllerProperties.ControllerType The mapping for NVMeControllerProperties.ControllerType is summarized in Table 72.

Table 72: NVMeControllerProperties.ControllerType mapping

	Redfish/Swordfish	NVMe / NVMe-oF
Property	NVMeControllerProperties.ControllerType	N/A
Type	StorageController.v1_0_0.NVMeControllerType	NVM Spec Property Type:
Description	This property specifies the type of NVMe Controller.	
LongDescription	This property shall specify the type of NVMe Controller.	
Mandatory	Required property when Discovery controller is implemented.	Discovery controllers are strongly recommended in Ethernet-Attached NVMe Drives.
Notes	This property must be used to specify the type of NVMe Controller. For a discovery controller, set to Discovery.	Return "Discovery"

6.4.2.2.19 NVMeControllerProperties.NVMeVersion The mapping for NVMeControllerProperties.NVMeVersion is summarized in Table 73.

Table 73: NVMeControllerProperties.NVMeVersion mapping

	Redfish/Swordfish	NVMe / NVMe-oF
Property	NVMe ControllerProperties.NVMeVersion	NVM Spec Property / Field: Version (VER) NVM Spec: Section:Figure NVMe 1.4a: Section 5.15.2.2 (IdentifyController), Figure 249
Type	String	NVM Spec Property Type: Maps from register 3.1.2. Additional NVM Spec Identifying Information: ByteOffset: 83:90
Description	The version of the NVMe Base Specification supported.	
LongDescription	This property shall specify the type of NVMe Controller.	
Mandatory		Mandatory
Notes		Implementations compliant to revision 1.2 or later of this specification shall report a non-zero value in this field. Map from corresponding value in register 3.1.2 to string as “1.0”, “1.1”, “1.2”, “1.2.1”, “1.3.0”, “1.4.0”, etc.

6.4.2.2.20 NVMeControllerProperties.NVMeControllerAttributes.SupportsTrafficBasedKeepAlive

The mapping for NVMeControllerProperties.NVMeControllerAttributes.TrafficBasedKeepAlive is summarized in Table 74.

Table 74:

NVMeControllerProperties.NVMeControllerAttributes.SupportsTrafficBasedKeepAlive mapping

	R edfish/Swordfish	NVMe / NVMe-oF
Property	NVMeControllerP roperties.NVMeCo ntrollerAttribut es.SupportsTraff icBasedKeepAlive	NVM Spec Property / Field: Controller Attributes (CTRATT): Bit 6 (Traffic Based Keep Alive Support – TBKAS) NVM Spec: Section:Figure NVMe 1.4a: Section 5.15.2.2 (IdentifyController), Figure 249
Type	Boolean	NVM Spec Property Type: Single bit (bool) Additional NVM Spec Identifying Information: Bit 6 of Byte 99:96
Description	Indicates whether or not the controller supports restarting KeepAlive Timer if traffic is processed from an admin command or IO during KeepAlive Timeout interval.	

	Redfish/Swordfish	NVMe / NVMe-oF
LongDescription	This property shall indicate whether or not the controller supports restarting KeepAlive Timer if traffic is processed from an admin command or IO during KeepAlive Timeout interval.	
Mandatory	Required for Ethernet-Attach Drives; required for more complex devices with NVMe front ends, such as opaque arrays.	
Notes		

6.4.2.2.21 NVMeControllerProperties.NVMeControllerAttributes.SupportsExceedingPowerOfNonOperationalState

The mapping for NVMeControllerProperties.NVMeControllerAttributes.SupportsExceedingPowerOfNonOperationalState is summarized in Table 75.

Table 75: NVMeControllerProperties.NVMeControllerAttributes. SupportsExceedingPowerOfNonOperationalState mapping

	Redfish/Swordfish	NVMe / NVMe-oF
Property	NVMeControllerProperties.NVMeControllerAttributes.SupportsExceedingPowerOfNonOperationalState	NVM Spec Property / Field: Controller Attributes (CTRATT): Bit 1 (Non-Operational Power State Permissive Mode) NVM Spec: Section:Figure NVMe 1.4a: Section 5.15.2.2 (IdentifyController), Figure 249
Type	Boolean	NVM Spec Property Type: Single bit (bool) Additional NVM Spec Identifying Information: Bit 1 of Byte 99:96
Description	Indicates whether or not the controller supports exceeding Power of NonOperational State in order to execute controller initiated background operations in a non-operational power state.	

	R edfish/Swordfish	NVMe / NVMe-oF
LongDescription	This property shall indicate whether or not the controller supports exceeding Power of NonOperational State in order to execute controller initiated background operations in a non-operational power state.	
Mandatory		
Notes		

6.4.2.2.22 NVMeControllerProperties.NVMeControllerAttributes.Supports128BitHostId

The mapping for NVMeControllerProperties.NVMeControllerAttributes.Supports128BitHostId is summarized in Table 76.

Table 76:

NVMeControllerProperties.NVMeControllerAttributes.Supports128BitHostId mapping

	Redfish/Swordfish	NVMe / NVMe-oF
Property	NVMeControllerProperties.NVMeControllerAttributes.Supports128BitHostId	NVM Spec Property / Field: Controller Attributes (CTRATT): Bit 0 NVM Spec: Section:Figure NVMe 1.4a: Section 5.15.2.2 (IdentifyController), Figure 249
Type	Boolean	NVM Spec Property Type: Single bit (bool) Additional NVM Spec Identifying Information: Bit 0 of Byte 99:96
Description	Indicates whether or not the controller supports a 128-bit Host Identifier.	
LongDescription	This property shall indicate whether or not the controller supports a 128-bit Host Identifier.	
Mandatory		
Notes		

6.4.2.2.23 NVMeControllerProperties.MaxQueueSize The mapping for NVMeControllerProperties.MaxQueueSize is summarized in Table 77.

Table 77: NVMeControllerProperties.ANCharacteristics mapping

	Redfish/Swordfish	NVMe / NVMe-oF
Property	NVMeControllerProperties.MaxQueueSize	NVM Spec Property / Field: Maximum Queues Entries Supported (MQES) NVM Spec: Section:Figure NVMe 1.4a; Section 3.1.1 Controller Capabilities; Figure 69
Type	Int64	NVM Spec Property Type: Additional NVM Spec Identifying Information: ByteOffset: Bits 15:00
Description	Indicates the maximum individual queue size that an NVMe IO Controller supports.	

	R edfish/Swordfish	NVMe / NVMe-oF
LongDescription	This property shall contain the maximum individual queue entry size supported per queue. This is a zero-based value, where the minimum value is one, indicating two entries. For PCIe, this applies to both submission and completion queues. For NVMe-oF, this applies to only submission queues.	
Mandatory	Implement for more complex devices with NVMe front ends, such as opaque arrays.	
Notes		

6.4.2.2.24 NVMeControllerProperties.NVMeSMARTCriticalWarnings.OverallSubsystemDegraded

The mapping for NVMeControllerProperties.NVMeSMARTCriticalWarnings.OverallSubsystemDegraded is summarized in Table 78.

Table 78:

NVMeControllerProperties.NVMeSMARTCriticalWarnings. OverallSubsystemDegraded mapping

	Redfish/Swordfish	NVMe / NVMe-oF
Property	NVMeControllerProperties.NVMeSMARTCriticalWarnings.OverallSubsystemDegraded	NVM Spec Property / Field: Critical Warning NVM Spec: Section:Figure NVMe 1.4a: Section 5.14.1.2, SMART / Health Information, Figure 196
Type	Boolean	NVM Spec Property Type: Single bit (bool) Additional NVM Spec Identifying Information: Bit 2 of Byte 00
Description	Indicates that the NVM subsystem reliability has been compromised.	
LongDescription	This property shall indicate that the NVM subsystem reliability has been compromised.	
Mandatory	Required	
Notes		

6.4.2.2.25 NVMeControllerProperties.NVMeSMARTCriticalWarnings.SpareCapacityWornOut

The mapping for NVMeControllerProperties.NVMeSMARTCriticalWarnings.SpareCapacityWornOut is summarized in Table 79.

Table 79:

NVMeControllerProperties.NVMeSMARTCriticalWarnings. SpareCapacityWornOut mapping

	Redfish/Swordfish	NVMe / NVMe-oF
Property	NVMeControllerProperties.NVMeSMARTCriticalWarnings.SpareCapacityWornOut	NVM Spec Property / Field: Critical Warning NVM Spec: Section:Figure NVMe 1.4a: Section 5.14.1.2, SMART / Health Information, Figure 196
Type	Boolean	NVM Spec Property Type: Single bit (bool) Additional NVM Spec Identifying Information: Bit 0 of Byte 00
Description	Indicates that the available spare capacity has fallen below the threshold.	
LongDescription	This property shall indicate that the available spare capacity has fallen below the threshold.	
Mandatory	Required	
Notes		

6.4.2.2.26 NVMeControllerProperties.NVMeSMARTCriticalWarnings.PowerBackupFailed

The mapping for NVMeControllerProperties.NVMeSMARTCriticalWarnings.PowerBackupFailed is summarized in Table 80.

Table 80:

NVMeControllerProperties.NVMeSMARTCriticalWarnings.PowerBackupFailed mapping

	Redfish/Swordfish	NVMe / NVMe-oF
Property	NVMe ControllerProperties.NVMeSMARTCriticalWarnings.PowerBackupFailed	NVM Spec Property / Field: Critical Warning NVM Spec: Section:Figure NVMe 1.4a: Section 5.14.1.2, SMART / Health Information, Figure 196
Type	Boolean	NVM Spec Property Type: Single bit (bool) Additional NVM Spec Identifying Information: Bit 4 of Byte 00
Description	Indicates that the volatile memory backup device has failed.	
LongDescription	This property shall indicate that the volatile memory backup device has failed.	
Mandatory	Recommended for NVM Drives. Required for more complex devices with NVMe front ends, such as opaque arrays.	

	Redfish/Swordfish	NVMe / NVMe-oF
Notes		

6.4.2.2.27 Status.Health The mapping for `Status.Health` is summarized in Table 81.

Table 81: `Status.Health` mapping

	Redfish/Swordfish	NVMe / NVMe-oF
Property	<code>Status.Health</code>	NVM Spec Property / Field: CSTS – Controller Status NVM Spec: Section:Figure NVMe 1.4a: Section 3.1.6, Figure 79 NVM Spec Property / Field: Critical Warning NVM Spec: Section:Figure NVMe 1.4a: Section 5.14.1.2, SMART / Health Information, Figure 196
Type	<code>Resource.Health</code>	NVM Spec Property Type:
Description	The health state of this resource in the absence of its dependent resources.	
LongDescription	This property shall represent the health state of the resource without considering its dependent resources. The values shall conform to those defined in the Redfish Specification.	
Mandatory		

	Redfish/Swordfish	NVMe / NVMe-oF
Notes	Possible Values: OK / Warning / Critical	This comes from CSTS Controller Failure Status, and from the SMART / health information log critical warning field.

6.4.2.2.28 Status.State The mapping for `Status.State` is summarized in Table 82.

Table 82: `Status.State` mapping

	Redfish/Swordfish	NVMe / NVMe-oF
Property	<code>Status.State</code>	NVM Spec Property / Field: CSTS – Controller Status NVM Spec: Section:Figure NVMe 1.4a: Section 3.1.6, Figure 79
Type	<code>Resource.State</code> (enum)	NVM Spec Property Type:
Description	The known state of the resource, such as, enabled.	

	R edfish/Swordfish	NVMe / NVMe-oF
LongDescription	<p>This property shall indicate whether and why this component is available. Enabled indicates the resource is available. Disabled indicates the resource has been intentionally made unavailable but it can be enabled. Offline indicates the resource is unavailable intentionally and requires action to make it available. InTest indicates that the component is undergoing testing. Starting indicates that the resource is becoming available. Absent indicates the resource is physically unavailable.</p>	
Mandatory		Mandatory

	R edfish/Swordfish	NVMe / NVMe-oF
Notes	Possible values: Enabled / Disabled / StandbyOffline / StandbySpare / InTest / Starting / ABsent / UnavailableOffline / Deferring / Quiesced / Updating / Qualified	Ready (CSTS.RDY) maps to Enabled, Shutdown (CSTS.SHST) value will tell you if shutdown is in progress or complete (StandbyOffline), ProcessingPaused (CSTS.PP) maps to Deferring. If both Ready and Shutdown are indicated, then the system should indicate StandbyOffline. If both Ready and ProcessingPaused are indicated, then the system should indicate Deferring.

6.4.2.2.29 SupportedControllerProtocols The mapping for SupportedControllerProtocols is summarized in Table 83.

Table 83: SupportedControllerProtocols mapping

	Redfish/Swordfish	NVMe / NVMe-oF
Property	SupportedControllerProtocols	N/A
Type	Collection(Protocol.Protocol)	NVM Spec Property Type: N/A
Description	The supported set of protocols for communicating to this storage controller.	
LongDescription	This property shall contain the supported set of protocols for communicating to this storage controller.	
Mandatory	Required.	
Notes	This is an array of protocols supported by the StorageController. This can be set to values including, but not limited to, PCIe, RDMA, NVMe-oF, RoCE, RoCEv2, and InfiniBand.	

6.4.2.2.30 SupportedDeviceProtocols The mapping for SupportedDeviceProtocols is summarized in Table 84.

Table 84: SupportedDeviceProtocols mapping

	Redfish/Swordfish	NVMe / NVMe-oF
Property	SupportedDeviceProtocols	N/A
Type	Collection(Protocol.Protocol)	NVM Spec Property Type: N/A
Description	The protocols that the storage controller can use to communicate with attached devices.	
LongDescription	This property shall contain the set of protocols this storage controller can use to communicate with attached devices.	
Mandatory		
Notes	Do not implement.	

6.4.3 IO Controller

6.4.3.1 Mockup The following mockup shows a sample representation of the StorageController schema used to represent an IO Controller.

```
{
  "@Redfish.Copyright": "Copyright 2014-2020 SNIA. All rights reserved.",
  "@odata.id":
    ↪ "/redfish/v1/Storage/NVMe-oF-Subsystem/Controllers/NVMeIOController",
  "@odata.type": "#StorageController.v1_0_0.StorageController",
  "Id": "9",
  "Name": "NVMe Logical I/O Controller",
  "Description": "Single NVMe I/O Controller presented to host.",
  "Status": {
    "State": "Enabled",
    "Health": "OK"
  },
  "Id": "NVMeIOController",

  "SupportedControllerProtocols": [
    "TCP", "RDMA", "FC"
  ],
  "SupportedDeviceProtocols": [
    "NVMeOverFabrics"
  ],

  "NVMeControllerProperties": {
    "NVMeVersion": "1.3",
    "NVMeControllerAttributes": {
      "ReportsUUIDList": false,
      "SupportsSQAssociations": false,
      "ReportsNamespaceGranularity": false,
      "SupportsTrafficBasedKeepAlive": false,
      "SupportsPredictableLatencyMode": false,
      "SupportsEnduranceGroups": false,
      "SupportsReadRecoveryLevels": false,
      "SupportsNVMSets": false,
      "SupportsExceedingPowerOfNonOperationalState": false,
      "Supports128BitHostId": false
    },
    "ANCharacteristics": [{
      "AccessState": "Optimized",
      "Volume": {
```

```
        "@odata.id":
        ↪  "/redfish/v1/Systems/Sys-1/Storage/NVMeSSD-EG/Volumes/Namespace1"
    }
  ]
},
"Links": {
  "AttachedVolumes": [{
    "@odata.id":
    ↪  "/redfish/v1/Systems/Sys-1/Storage/NVMeSSD-EG/Volumes/Namespace1"
  ]},
  "Endpoints": [{
    "@odata.id": "/redfish/v1/Fabrics/NVMe-oF/Endpoints/NVMeEndpoint"
  },
  {
    "@odata.id": "/redfish/v1/Fabrics/NVMe-oF/Endpoints/Host"
  }
  ],
  "Connections": [{
    "@odata.id": "/redfish/v1/Fabrics/NVMe-oF/Connections/Host1"
  }]
}
}
```


6.4.3.2 Property Mapping

6.4.3.2.1 Assembly The mapping for `Assembly` is summarized in Table 85.

Table 85: Assembly mapping

	Redfish/Swordfish	NVMe / NVMe-oF
Property	Assembly	NVM Spec Property / Field: N/A NVM Spec: Section:Figure N/A
Type	ComplexType	N/A
Description	The Assembly schema defines an assembly. Assembly information contains details about a device, such as part number, serial number, manufacturer, and production date. It also provides access to the original data for the assembly.	N/A

	Redfish/Swordfish	NVMe / NVMe-oF
LongDescription	This Resource shall represent an assembly for a Redfish implementation. Assembly information contains details about a device, such as part number, serial number, manufacturer, and production date. It also provides access to the original data for the assembly.	N/A
Mandatory	Do Not Implement for NVMe drives, or devices with NVMe front ends, such as opaque arrays.	
Notes		

6.4.3.2.2 AssetTag The mapping for AssetTag is summarized in Table 86.

Table 86: Assembly mapping

	R edfish/Swordfish	NVMe / NVMe-oF
Property	AssetTag	NVM Spec Property / Field: N/A NVM Spec: Section:Figure N/A
Type	Edm.String	N/A
Description	The user-assigned asset tag for this storage controller.	N/A
LongDescription	This property shall track the storage controller for inventory purposes.	N/A
Mandatory	Do Not Implement for NVMe Drives, or devices with NVMe front ends, such as opaque arrays.	
Notes		

6.4.3.2.3 CacheSummary The mapping for `CacheSummary` is summarized in Table 87.

Table 87: `CacheSummary` mapping

	R edfish/Swordfish	NVMe / NVMe-oF
Property	CacheSummary	N/A
Type	ComplexType	N/A
Description	The cache memory of the storage controller in general detail.	N/A
LongDescription	This property shall contain properties that describe the cache memory for this resource.	N/A
Mandatory	Do Not Implement	
Notes		

6.4.3.2.4 ControllerRates The mapping for `ControllerRates` is summarized in Table 88.

Table 88: `ControllerRates` mapping

	R edfish/Swordfish	NVMe / NVMe-oF
Property	<code>ControllerRates</code>	N/A
Type	<code>ComplexType</code>	N/A
Description	This property describes the various controller rates used for processes such as volume rebuild or consistency checks.	N/A
LongDescription	This object shall contain all the rate settings available on the controller.	N/A
Mandatory	Do Not Implement	
Notes		

6.4.3.2.5 Description The mapping for `Description` is summarized in Table 89.

Table 89: Description mapping

	Redfish/Swordfish	NVMe / NVMe-oF
Property	Description	N/A
Type	String	
Description	The description of this resource.	
LongDescription	This object represents the description of this resource. The resource values shall comply with the Redfish Specification-described requirements.	
Mandatory	Required	N/A
Notes	In Redfish, <code>Description</code> is a read-only field.	Return the common description: "An NVM IO controller is a general-purpose controller that provides access to logical block data and metadata stored on an NVM subsystem's non-volatile storage medium. IO Controllers may also support management capabilities."

6.4.3.2.6 FirmwareVersion The mapping for `FirmwareVersion` is summarized in Table 90.

Table 90: FirmwareVersion mapping

	Redfish/Swordfish	NVMe / NVMe-oF
Property	FirmwareVersion	NVM Spec Property / Field: IdentifyController: Firmare Revision (FR) NVM Spec: Section:Figure 249: 71:64
Type	String	
Description	The firmware version of this storage controller.	
LongDescription	This property shall contain the firmware version as defined by the manufacturer for the associated storage controller.	
Mandatory	Required.	
Notes		Return the currently active firmware revision information.

6.4.3.2.7 Identifiers The mapping for Identifiers is summarized in Table 91.

Table 91: Identifiers mapping

	Redfish/Swordfish	NVMe / NVMe-oF
Property	Identifiers	Controller Identifier list
Type	Collection(Resource.Identifier)	A variable length Controller Identifier structures

	R edfish/Swordfish	NVMe / NVMe-oF
Description	The Durable names for the storage controller.	
LongDescription	This property shall contain a list of all known durable names for the associated storage controller.	
Mandatory	Recommend not implementing. There isn't a good mapping for these in the NVMe spec to a property that has an appropriate / mapping to a durable name format.	No
Notes		

6.4.3.2.8 Identifiers.DurableName The mapping for `Identifiers.DurableName` is summarized in Table 92.

Table 92: `Identifiers.DurableName` mapping

	R edfish/Swordfish	NVMe / NVMe-oF
Property	Identifiers.DurableName	
Type	Variable - see notes	Variable - see notes
Description	The Durable names for the storage controller.	Durable Controller Identifier

	R edfish/Swordfish	NVMe / NVMe-oF
LongDescription	T	
Mandatory	Recommend not implementing.	No
Notes	Recommend not implementing. There isn't a good mapping for these in the NVMe spec to a property that has an appropriate / mapping to a durable name format.	

6.4.3.2.9 Identifiers.DurableNameFormat The mapping for `Identifiers.DurableNameFormat` is summarized in Table 93.

Table 93: `Identifiers.DurableNameFormat` mapping

	R edfish/Swordfish	NVMe / NVMe-oF
Property	Identifiers.DurableNameFormat	
Type	enum (DurableNameFormat)	
Description	The Durable names for the storage controller.	

	R edfish/Swordfish	NVMe / NVMe-oF
LongDescription	This property shall contain a list of the types for all known durable names for the associated storage controller. The type determines the length of the corresponding Namespace ID	
Mandatory	Recommend not implementing.	No
Notes	Recommend not implementing. There isn't a good mapping for these in the NVMe spec to a property that has an appropriate / mapping to a durable name format.	

6.4.3.2.10 Links.AttachedVolumes The mapping for `Links.AttachedVolumes` is summarized in Table 94.

Table 94: `Links.AttachedVolumes` mapping

	Redfish/Swordfish	NVMe / NVMe-oF
Property	<code>Links</code> <code>.AttachedVolumes</code>	N/A
Type	<code>Collection(Volume.Volume)</code>	N/A
Description	An array of links to volumes that are attached to this controller instance.	
LongDescription	This property shall contain a link to the Resources of type Volume that are attached to this instance of storage controller.	
Mandatory	Required.	Yes
Notes	This contains a pointer to the set of namespaces attached to this IO Controller.	

6.4.3.2.11 Links.Endpoints The mapping for `Links.Endpoints` is summarized in Table 95.

Table 95: `Links.Endpoints` mapping

	Redfish/Swordfish	NVMe / NVMe-oF
Property	<code>Links.Endpoints</code>	N/A
Type	Collection(<code>Endpoint.Endpoint</code>)	
Description	An array of links to the endpoints that connect to this controller.	
LongDescription	This property shall contain an array of links to the Resources of type Endpoint associated with this controller.	
Mandatory		
Notes	For NVMe-oF configurations.	

6.4.3.2.12 Links.Connections The mapping for `Links.Connections` is summarized in Table 6.4.3.2.12.

	Redfish/Swordfish	NVMe / NVMe-oF
Property	Links.Connections	N/A
Type	Collection(Connection.Connection)	
Description	An array of links to volumes that are attached to this controller instance.	
LongDescription	This property shall contain a link to the Resources of type Volume that are attached to this instance of storage controller.	
Mandatory	N/A for NVMe Drives.	
Notes	This contains the information used to represented the allowed hosts. This property contains pointers to the Connections objects. The information about allowed hosts is mapped to the Connections objects for NVMe-oF configurations.	

Table: Links.Connections mapping

6.4.3.2.13 Links.NetworkDeviceFunctions The mapping for `Links.NetworkDeviceFunctions` is summarized in Table 97.

Table 96: Links.NetworkDeviceFunctions mapping

	Redfish/Swordfish	NVMe / NVMe-oF
Property	Links.NetworkDeviceFunctions	N/A
Type	Collection(NetworkDeviceFunction.NetworkDeviceFunction)	
Description	The network device functions that provide connectivity to this controller.	

	R edfish/Swordfish	NVMe / NVMe-oF
LongDescription	This property shall contain an array of links to resources of type Netwo rkDeviceFunction that represent the devices that provide connectivity to this controller.	
Mandatory	Recommended to implement for more complex devices with NVMe front ends, such as opaque arrays.	
Notes	For NVMe-oF configurations.	

6.4.3.2.14 Location The mapping for Location is summarized in Table 97.

Table 97: Location mapping

	R edfish/Swordfish	NVMe / NVMe-oF
Property	Location	NVM Spec Property / Field: N/A NVM Spec: Section:Figure N/A
Type	Collection(Re source.Location)	
Description	The location of the storage controller.	

	Redfish/Swordfish	NVMe / NVMe-oF
LongDescription	This property shall contain location information of the associated storage controller.	N/A
Mandatory	Do Not Implement for NVM Drives, or more complex devices with NVMe front ends, such as opaque arrays.	
Notes		

6.4.3.2.15 Manufacturer The mapping for Manufacturer is summarized in Table 98.

Table 98: Manufacturer mapping

	Redfish/Swordfish	NVMe / NVMe-oF
Property	Manufacturer	
Type	String	
Description	The manufacturer of this storage controller.	

	Redfish/Swordfish	NVMe / NVMe-oF
LongDescription	This property shall contain the name of the organization responsible for producing the storage controller. This organization might be the entity from whom the storage controller is purchased, but this is not necessarily true.	
Mandatory	Required	
Notes	End clients expect to see the name of the company (e.g.; Contoso, BestVendor). While the value may be filled from the IdentifyController PCI Vendor ID or SubsystemID field, it would be preferable to have this filled with the actual string value of the company name.	

6.4.3.2.16 Model The mapping for Model is summarized in Table 99.

Table 99: Model mapping

	Redfish/Swordfish	NVMe / NVMe-oF
Property	Model	NVM Spec Property / Field: IdentifyController / Model Number (MN) NVM Spec: Section: Figure 249 byte 24:63
Type	String	N/A
Description	The model number for the storage controller.	
LongDescription	This property shall contain the name by which the manufacturer generally refers to the storage controller.	N/A
Mandatory	Required	
Notes		

6.4.3.2.17 Name The mapping for Name is summarized in Table 100.

Table 100: Name mapping

	Redfish/Swordfish	NVMe / NVMe-oF
Property	Name	NVM Spec Property / Field: Controller ID (CNTLID) NVM Spec: Section:Figure NVMe 1.4a: Section 5.15.2.2 (IdentifyController), Figure 249
Type	String	NVM Spec Property Type: 16-bit hex value Additional NVM Spec Identifying Information: ByteOffset: 79:78, IdentifyController data structure
Description	The name of the resource or array member.	
LongDescription	This object represents the name of this resource or array member. The resource values shall comply with the Redfish Specification-described requirements. This string value shall be of the 'Name' reserved word format.	
Mandatory	Required	Mandatory

	Redfish/Swordfish	NVMe / NVMe-oF
Notes	In Redfish, Name is a read-only field.	Map the CNTLID field to a string with the format: "0xABCD"

6.4.3.2.18 NVMeControllerProperties.ControllerType The mapping for NVMeControllerProperties.ControllerType is summarized in Table 101.

Table 101: NVMeControllerProperties.ControllerType mapping

	Redfish/Swordfish	NVMe / NVMe-oF
Property	NVMeControllerProperties.ControllerType	N/A
Type	StorageController.v1_0_0.NVMeControllerType	NVM Spec Property Type:
Description	This property specifies the type of NVMe Controller.	
LongDescription	This property shall specify the type of NVMe Controller.	
Mandatory	Required	
Notes	This property must be used to specify the type of NVMe Controller. For an IO controller, set to IO.	Return "IO"

6.4.3.2.19 NVMeControllerProperties.NVMeVersion The mapping for NVMeControllerProperties.NVMeVersion is summarized in Table 102.

Table 102: NVMeControllerProperties.NVMeVersion mapping

	Redfish/Swordfish	NVMe / NVMe-oF
Property	NVMe ControllerProperties.NVMeVersion	NVM Spec Property / Field: Version (VER) NVM Spec: Section:Figure NVMe 1.4a: Section 5.15.2.2 (IdentifyController), Figure 249
Type	String	NVM Spec Property Type: Maps from register 3.1.2. Additional NVM Spec Identifying Information: ByteOffset: 83:90
Description	The version of the NVMe Base Specification supported.	
LongDescription	This property shall specify the type of NVMe Controller.	
Mandatory	Required when NVMe version is 1.2 or higher.	Mandatory
Notes		Implementations compliant to revision 1.2 or later of this specification shall report a non-zero value in this field. Map from corresponding value in register 3.1.2 to string as "1.0", "1.1", "1.2", "1.2.1", "1.3.0", "1.4.0", etc.

6.4.3.2.20 NVMeControllerProperties.NVMeControllerAttributes.ReportsUUIDList

The mapping for NVMeControllerProperties.NVMeControllerAttributes.ReportsUUIDList is summarized in Table 103.

Table 103: NVMeControllerProperties.NVMeControllerAttributes.ReportsUUIDList mapping

	Redfish/Swordfish	NVMe / NVMe-oF
Property	NVMeControllerProperties.NVMeControllerAttributes.ReportsUUIDList	NVM Spec Property / Field: Controller Attributes (CTRATT): UUID List (Bit 9) NVM Spec: Section:Figure NVMe 1.4a: Section 5.15.2.2 (IdentifyController), Figure 249
Type	Boolean	NVM Spec Property Type: Single bit (bool) Additional NVM Spec Identifying Information: Bit 9 of Byte 99:96
Description	Indicates whether or not the controller supports reporting of a UUID list.	
LongDescription	This property shall indicate whether or not the controller supports reporting of a UUID list.	
Mandatory		
Notes		

6.4.3.2.21 NVMeControllerProperties.NVMeControllerAttributes.SupportsSQAssociations

The mapping for NVMeControllerProperties.NVMeControllerAttributes.SupportsSQAssociations is summarized in Table 104.

Table 104:

NVMeControllerProperties.NVMeControllerAttributes.SupportsSQAssociations mapping

	Redfish/Swordfish	NVMe / NVMe-oF
Property	NVMeControllerProperties.NVMeControllerAttributes.SupportsSQAssociations	NVM Spec Property / Field: Controller Attributes (CTRATT): Bit 8 (SQ Associations) NVM Spec: Section:Figure NVMe 1.4a: Section 5.15.2.2 (IdentifyController), Figure 249
Type	Boolean	NVM Spec Property Type: Single bit (bool) Additional NVM Spec Identifying Information: Bit 8 of Byte 99:96
Description	Indicates whether or not the controller supports SQ Associations.	
LongDescription	This property shall indicate whether or not the controller supports SQ Associations.	
Mandatory		
Notes		

6.4.3.2.22 NVMeControllerProperties.NVMeControllerAttributes.ReportsNamespaceGranularity

The mapping for NVMeControllerProperties.NVMeControllerAttributes.ReportsNamespaceGranularity is summarized in Table 105.

Table 105:

NVMeControllerProperties.NVMeControllerAttributes. ReportsNamespaceGranularity mapping

	Redfish/Swordfish	NVMe / NVMe-oF
Property	NVMeControllerProperties.NVMeControllerAttributes.ReportsNamespaceGranularity	NVM Spec Property / Field: Controller Attributes (CTRATT): Bit 7 (Namespace Granularity) NVM Spec: Section:Figure NVMe 1.4a: Section 5.15.2.2 (IdentifyController), Figure 249
Type	Boolean	NVM Spec Property Type: Single bit (bool) Additional NVM Spec Identifying Information: Bit 7 of Byte 99:96
Description	Indicates whether or not the controller supports reporting of Namespace Granularity.	
LongDescription	This property shall indicate whether or not the controller supports reporting of Namespace Granularity.	

	Redfish/Swordfish	NVMe / NVMe-oF
Mandatory	Recommended for NVM Drives and more complex devices with NVMe front ends, such as opaque arrays.	
Notes		

6.4.3.2.23 NVMeControllerProperties.NVMeControllerAttributes.SupportsTrafficBasedKeepAlive

The mapping for NVMeControllerProperties.NVMeControllerAttributes.TrafficBasedKeepAlive is summarized in Table 106.

Table 106:

NVMeControllerProperties.NVMeControllerAttributes. SupportsTrafficBasedKeepAlive mapping

	R edfish/Swordfish	NVMe / NVMe-oF
Property	NVMeControllerP roperties.NVMeCo ntrollerAttribut es.SupportsTraff icBasedKeepAlive	NVM Spec Property / Field: Controller Attributes (CTRATT): Bit 6 (Traffic Based Keep Alive Support – TBKAS) NVM Spec: Section:Figure NVMe 1.4a: Section 5.15.2.2 (IdentifyController), Figure 249
Type	Boolean	NVM Spec Property Type: Single bit (bool) Additional NVM Spec Identifying Information: Bit 6 of Byte 99:96
Description	Indicates whether or not the controller supports restarting KeepAlive Timer if traffic is processed from an admin command or IO during KeepAlive Timeout interval.	

	Redfish/Swordfish	NVMe / NVMe-oF
LongDescription	This property shall indicate whether or not the controller supports restarting KeepAlive Timer if traffic is processed from an admin command or IO during KeepAlive Timeout interval.	
Mandatory	Required for Ethernet-Attach Drives; required for more complex devices with NVMe front ends, such as opaque arrays.	
Notes	For NVMe SSD Drives: If “Ethernet-Attach for NVMe Drives” feature is advertised, this is required. (This means EnduranceGroups and NVM Sets are supported.)	

6.4.3.2.24 NVMeControllerProperties.NVMeControllerAttributes.SupportsPredictableLatencyMode

The mapping for NVMeControllerProperties.NVMeControllerAttributes.PredictableLatencyMode is summarized in Table 107.

Table 107: NVMeControllerProperties.NVMeControllerAttributes. SupportsPredictableLatencyMode mapping

	Redfish/Swordfish	NVMe / NVMe-oF
Property	NVMeControllerProperties.NVMeControllerAttributes.SupportsPredictableLatencyMode	NVM Spec Property / Field: Controller Attributes (CTRATT): Bit 5 (Predictable Latency Mode) NVM Spec: Section:Figure NVMe 1.4a: Section 5.15.2.2 (IdentifyController), Figure 249
Type	Boolean	NVM Spec Property Type: Single bit (bool) Additional NVM Spec Identifying Information: Bit 5 of Byte 99:96
Description	Indicates whether or not the controller supports Predictable Latency Mode.	
LongDescription	This property shall indicate whether or not the controller supports Predictable Latency Mode.	
Mandatory		
Notes		

6.4.3.2.25 NVMeControllerProperties.NVMeControllerAttributes.SupportsEnduranceGroups

The mapping for NVMeControllerProperties.NVMeControllerAttributes.EnduranceGroups is summarized in Table 108.

Table 108:

NVMeControllerProperties.NVMeControllerAttributes.SupportsEnduranceGroups mapping

	Redfish/Swordfish	NVMe / NVMe-oF
Property	NVMeControllerProperties.NVMeControllerAttributes.SupportsEnduranceGroups	NVM Spec Property / Field: Controller Attributes (CTRATT): Bit 4 (Endurance Groups) NVM Spec: Section:Figure NVMe 1.4a: Section 5.15.2.2 (IdentifyController), Figure 249
Type	Boolean	NVM Spec Property Type: Single bit (bool) Additional NVM Spec Identifying Information: Bit 4 of Byte 99:96
Description	Indicates whether or not the controller supports Endurance Groups.	
LongDescription	This property shall indicate whether or not the controller supports Endurance Groups.	
Mandatory	Required when EnduranceGroups/Sets are supported.	

	R edfish/Swordfish	NVMe / NVMe-oF
Notes	For NVMe SSD Drives: If “Advanced Features for NVMe Drives” feature is advertised, this is required. (This means EnduranceGroups and NVM Sets are supported.)	

6.4.3.2.26 NVMeControllerProperties.NVMeControllerAttributes.SupportsReadRecoveryLevels

The mapping for NVMeControllerProperties.NVMeControllerAttributes.SupportsReadRecoveryLevels is summarized in Table 109.

Table 109:

NVMeControllerProperties.NVMeControllerAttributes.SupportsReadRecoveryLevels mapping

	Redfish/Swordfish	NVMe / NVMe-oF
Property	NVMeControllerProperties.NVMeControllerAttributes.SupportsReadRecoveryLevels	NVM Spec Property / Field: Controller Attributes (CTRATT): Bit 3 (Read Recovery Levels) NVM Spec: Section:Figure NVMe 1.4a: Section 5.15.2.2 (IdentifyController), Figure 249
Type	Boolean	NVM Spec Property Type: Single bit (bool) Additional NVM Spec Identifying Information: Bit 3 of Byte 99:96
Description	Indicates whether or not the controller supports Read Recovery Levels.	
LongDescription	This property shall indicate whether or not the controller supports Read Recovery Levels.	
Mandatory		
Notes		

6.4.3.2.27 NVMeControllerProperties.NVMeControllerAttributes.SupportsNVMSets

The mapping for NVMeControllerProperties.NVMeControllerAttributes.SupportsNVMSets is summarized in Table 110.

Table 110: NVMeControllerProperties.NVMeControllerAttributes. SupportsNVMSets mapping

	Redfish/Swordfish	NVMe / NVMe-oF
Property	NVMeControllerProperties.NVMeControllerAttributes.SupportsNVMSets	NVM Spec Property / Field: Controller Attributes (CTRATT): Bit 2 (NVM Sets) NVM Spec: Section:Figure NVMe 1.4a: Section 5.15.2.2 (IdentifyController), Figure 249
Type	Boolean	NVM Spec Property Type: Single bit (bool) Additional NVM Spec Identifying Information: Bit 2 of Byte 99:96
Description	Indicates whether or not the controller supports NVM Sets.	
LongDescription	This property shall indicate whether or not the controller supports NVM Sets.	
Mandatory	Required when EnduranceGroups/Sets are supported.	

	R edfish/Swordfish	NVMe / NVMe-oF
Notes	For NVMe SSD Drives: If “Advanced Features for NVMe Drives” feature is advertised, this is required. (This means EnduranceGroups and NVM Sets are supported.)	

6.4.3.2.28 NVMeControllerProperties.NVMeControllerAttributes.SupportsExceedingPowerOfNonOperationalState

The mapping for NVMeControllerProperties.NVMeControllerAttributes.SupportsExceedingPowerOfNonOperationalState is summarized in Table 111.

Table 111: NVMeControllerProperties.NVMeControllerAttributes.SupportsExceedingPowerOfNonOperationalState mapping

	Redfish/Swordfish	NVMe / NVMe-oF
Property	NVMeControllerProperties.NVMeControllerAttributes.SupportsExceedingPowerOfNonOperationalState	NVM Spec Property / Field: Controller Attributes (CTRATT): Bit 1 (Non-Operational Power State Permissive Mode) NVM Spec: Section:Figure NVMe 1.4a: Section 5.15.2.2 (IdentifyController), Figure 249
Type	Boolean	NVM Spec Property Type: Single bit (bool) Additional NVM Spec Identifying Information: Bit 1 of Byte 99:96
Description	Indicates whether or not the controller supports exceeding Power of NonOperational State in order to execute controller initiated background operations in a non-operational power state.	

	R edfish/Swordfish	NVMe / NVMe-oF
LongDescription	This property shall indicate whether or not the controller supports exceeding Power of NonOperational State in order to execute controller initiated background operations in a non-operational power state.	
Mandatory		
Notes		

6.4.3.2.29 NVMeControllerProperties.NVMeControllerAttributes.Supports128BitHostId

The mapping for NVMeControllerProperties.NVMeControllerAttributes.Supports128BitHostId is summarized in Table 112.

Table 112:

NVMeControllerProperties.NVMeControllerAttributes.Supports128BitHostId mapping

	Redfish/Swordfish	NVMe / NVMe-oF
Property	NVMeControllerProperties.NVMeControllerAttributes.Supports128BitHostId	NVM Spec Property / Field: Controller Attributes (CTRATT): Bit 0 NVM Spec: Section:Figure NVMe 1.4a: Section 5.15.2.2 (IdentifyController), Figure 249
Type	Boolean	NVM Spec Property Type: Single bit (bool) Additional NVM Spec Identifying Information: Bit 0 of Byte 99:96
Description	Indicates whether or not the controller supports a 128-bit Host Identifier.	
LongDescription	This property shall indicate whether or not the controller supports a 128-bit Host Identifier.	
Mandatory	Required	
Notes		

6.4.3.2.30 NVMeControllerProperties.MaxQueueSize The mapping for NVMeControllerProperties.MaxQueueSize is summarized in Table 113.

Table 113: NVMeControllerProperties.ANCharacteristics mapping

	Redfish/Swordfish	NVMe / NVMe-oF
Property	NVMeControllerProperties.MaxQueueSize	NVM Spec Property / Field: Maximum Queues Entries Supported (MQES) NVM Spec: Section:Figure NVMe 1.4a; Section 3.1.1 Controller Capabilities; Figure 69
Type	Int64	NVM Spec Property Type: Additional NVM Spec Identifying Information: ByteOffset: Bits 15:00
Description	Indicates the maximum individual queue size that an NVMe IO Controller supports.	

	R edfish/Swordfish	NVMe / NVMe-oF
LongDescription	This property shall contain the maximum individual queue entry size supported per queue. This is a zero-based value, where the minimum value is one, indicating two entries. For PCIe, this applies to both submission and completion queues. For NVMe-oF, this applies to only submission queues.	
Mandatory	Implement for more complex devices with NVMe front ends, such as opaque arrays.	
Notes		

6.4.3.2.31 NVMeControllerProperties.MaxQueueSize The mapping for NVMeControllerProperties.ANCharacteristics is summarized in Table 114.

Table 114: NVMeControllerProperties.ANCharacteristics mapping

	Redfish/Swordfish	NVMe / NVMe-oF
Property	NVMeControllerProperties.ANCharacteristics	
Type	Collection(StorageController.v1_0_0.ANCharacteristics)	
Description	This property contains the combination of ANA type and volume information.	
LongDescription	This property shall contain the combination of ANA type and volume information.	
Mandatory		
Notes		

6.4.3.2.32 NVMeControllerProperties.ANCharacteristics.AccessState The mapping for NVMeControllerProperties.ANCharacteristics.AccessState is summarized in Table 115.

Table 115: NVMeControllerProperties.ANCharacteristics.AccessState mapping

	Redfish/Swordfish	NVMe / NVMe-oF
Property	NVMeControllerProperties.ANCharacteristics.AccessState	NVM Spec Property / Field: Asymmetric Namespace Access State NVM Spec: Section:Figure NVMe 1.4a; Section 5.14.1.12; Figure 211
Type	StorageController.v1_0_0.ANAccessState	NVM Spec Property Type: Additional NVM Spec Identifying Information: ByteOffset: Bits 03:00 of Byte 16
Description	Reported ANA Access state.	
LongDescription	This property shall contain the reported ANA Access State.	
Mandatory		
Notes	Available values: Optimized / NonOptimized / Inaccessible / PersistentLoss	

6.4.3.2.33 NVMeControllerProperties.ANCharacteristics.Volume The mapping for NVMeControllerProperties.ANCharacteristics.Volume is summarized in Table 116.

Table 116: NVMeControllerProperties.ANCharacteristics.Volume mapping

	Redfish/Swordfish	NVMe / NVMe-oF
Property	NVMeControllerProperties.ANCharacteristics.Volume	NVM Spec Property / Field: Namespace Identifier X: NVM Spec: Section:Figure NVMe 1.4a; Section 5.14.1.12; Figure 211
Type	Volume.Volume	NVM Spec Property Type: Additional NVM Spec Identifying Information: Bits 35:32, 39:36, ..., ((n*4) + 35):
		((n*4) + 32) - up to “n” namespace identifiers.
Description	The specified volume.	
LongDescription	This property shall contain a link to the specified volume.	
Mandatory		

	Redfish/Swordfish	NVMe / NVMe-oF
Notes	This field contains the pointer to the namespace for which the access state applies.	The namespace id should be redirected / linked to the corresponding namespace (volume) object with that namespace id. If this set of fields contains multiple namespaces (e.g., a group of namespaces), a unique entry in the ANACharacteristics array should be created for each namespace.

6.4.3.2.34 NVMeControllerProperties.NVMeSMARTCriticalWarnings.PMRUnreliable

The mapping for NVMeControllerProperties.NVMeSMARTCriticalWarnings.PMRUnreliable is summarized in Table ??.

	Redfish/Swordfish	NVMe / NVMe-oF
Property	NVMeControllerProperties.NVMeSMARTCriticalWarnings.PMRUnreliable	NVM Spec Property / Field: Critical Warning NVM Spec: Section:Figure NVMe 1.4a: Section 5.14.1.2, SMART / Health Information, Figure 196
Type	Boolean	NVM Spec Property Type: Single bit (bool) Additional NVM Spec Identifying Information: Bit 5 of Byte 00
Description	The Persistent Memory Region has become unreliable.	

	R edfish/Swordfish	NVMe / NVMe-oF
LongDescription	This property shall indicate that the Persistent Memory Region has become unreliable. PCI Express memory reads may return invalid data or generate poisoned PCI Express TLP(s). Persistent Memory Region memory writes may not update memory or may update memory with undefined data. The Persistent Memory Region may also have become non-persistent.	
Mandatory	Recommended for NVM Drives; required for more complex devices with NVMe front ends, such as opaque arrays.	

6.4.3.2.35 NVMeControllerProperties.NVMeSMARTCriticalWarnings.PowerBackupFailed

The mapping for NVMeControllerProperties.NVMeSMARTCriticalWarnings.PowerBackupFailed is summarized in Table 119.

Table 118:

NVMeControllerProperties.NVMeSMARTCriticalWarnings.PowerBackupFailed
mapping ||| Notes |||

	R edfish/Swordfish	NVMe / NVMe-oF
Property	NVMe ControllerProperties.NVMeSMARTCriticalWarnings.PowerBackupFailed	NVM Spec Property / Field: Critical Warning NVM Spec: Section:Figure NVMe 1.4a: Section 5.14.1.2, SMART / Health Information, Figure 196
Type	Boolean	NVM Spec Property Type: Single bit (bool) Additional NVM Spec Identifying Information: Bit 4 of Byte 00
Description	Indicates that the volatile memory backup device has failed.	
LongDescription	This property shall indicate that the volatile memory backup device has failed.	
Mandatory	Recommended for NVM Drives as well as more complex devices with NVMe front ends, such as opaque arrays.	
Notes		

Table: NVMeControllerProperties.NVMeSMARTCriticalWarnings.PMRUnreliable mapping

6.4.3.2.36 NVMeControllerProperties.NVMeSMARTCriticalWarnings.PowerBackupFailed

The mapping for NVMeControllerProperties.NVMeSMARTCriticalWarnings.PowerBackupFailed is summarized in Table 119.

Table 119:

NVMeControllerProperties.NVMeSMARTCriticalWarnings. PowerBackupFailed mapping

	Redfish/Swordfish	NVMe / NVMe-oF
Property	NVMe ControllerProperties.NVMeSMARTCriticalWarnings.PowerBackupFailed	NVM Spec Property / Field: Critical Warning NVM Spec: Section:Figure NVMe 1.4a: Section 5.14.1.2, SMART / Health Information, Figure 196
Type	Boolean	NVM Spec Property Type: Single bit (bool) Additional NVM Spec Identifying Information: Bit 4 of Byte 00
Description	Indicates that the volatile memory backup device has failed.	
LongDescription	This property shall indicate that the volatile memory backup device has failed.	
Mandatory	Recommended for NVM Drives. Required for more complex devices with NVMe front ends, such as opaque arrays.	

	Redfish/Swordfish	NVMe / NVMe-oF
Notes		

6.4.3.2.37 NVMeControllerProperties.NVMeSMARTCriticalWarnings.MediaInReadOnly

The mapping for NVMeControllerProperties.NVMeSMARTCriticalWarnings.MediaInReadOnly is summarized in Table 120.

Table 120:

NVMeControllerProperties.NVMeSMARTCriticalWarnings.MediaInReadOnly mapping

	Redfish/Swordfish	NVMe / NVMe-oF
Property	NVMeControllerProperties.NVMeSMARTCriticalWarnings.MediaInReadOnly	NVM Spec Property / Field: Critical Warning NVM Spec: Section:Figure NVMe 1.4a: Section 5.14.1.2, SMART / Health Information, Figure 196
Type	Boolean	NVM Spec Property Type: Single bit (bool) Additional NVM Spec Identifying Information: Bit 3 of Byte 00
Description	Indicates the media has been placed in read only mode.	
LongDescription	This property shall indicate the media has been placed in read only mode. This is not set when the read-only condition on the media is a result of a change in the write protection state of a namespace.	
Mandatory	Required	
Notes		

6.4.3.2.38 NVMeControllerProperties.NVMeSMARTCriticalWarnings.OverallSystemDegraded

The mapping for NVMeControllerProperties.NVMeSMARTCriticalWarnings.OverallSubsystemDegraded is summarized in Table 121.

Table 121:

NVMeControllerProperties.NVMeSMARTCriticalWarnings. OverallSubsystemDegraded mapping

	Redfish/Swordfish	NVMe / NVMe-oF
Property	NVMeControllerProperties.NVMeSMARTCriticalWarnings.OverallSubsystemDegraded	NVM Spec Property / Field: Critical Warning NVM Spec: Section:Figure NVMe 1.4a: Section 5.14.1.2, SMART / Health Information, Figure 196
Type	Boolean	NVM Spec Property Type: Single bit (bool) Additional NVM Spec Identifying Information: Bit 2 of Byte 00
Description	Indicates that the NVM subsystem reliability has been compromised.	
LongDescription	This property shall indicate that the NVM subsystem reliability has been compromised.	
Mandatory	Required	
Notes		

6.4.3.2.39 NVMeControllerProperties.NVMeSMARTCriticalWarnings.SpareCapacityWornOut

The mapping for NVMeControllerProperties.NVMeSMARTCriticalWarnings.SpareCapacityWornOut is summarized in Table 122.

Table 122:

NVMeControllerProperties.NVMeSMARTCriticalWarnings. SpareCapacityWornOut mapping

	Redfish/Swordfish	NVMe / NVMe-oF
Property	NVMeControllerProperties.NVMeSMARTCriticalWarnings.SpareCapacityWornOut	NVM Spec Property / Field: Critical Warning NVM Spec: Section:Figure NVMe 1.4a: Section 5.14.1.2, SMART / Health Information, Figure 196
Type	Boolean	NVM Spec Property Type: Single bit (bool) Additional NVM Spec Identifying Information: Bit 0 of Byte 00
Description	Indicates that the available spare capacity has fallen below the threshold.	
LongDescription	This property shall indicate that the available spare capacity has fallen below the threshold.	
Mandatory	Required for NVMe drives, as well as for more complex devices with NVMe front ends, such as opaque arrays.	
Notes		

6.4.3.2.40 PCIeInterface.PCIeType The mapping for PCIeInterface.PCIeType is summarized in Table 123.

Table 123: PCIeInterface.PCIeType mapping

	Redfish/Swordfish	NVMe / NVMe-oF
Property	PCIeInterface.PCIeType	
Type	enum (PCIeDevice.PCIeType)	
Description	The version of the PCIe specification in use by this device.	
LongDescription	This property shall contain the negotiated PCIe interface version in use by this device.	N/A
Mandatory	Required for PCIe attach NVMe Drives; do not implement for ethernet-attach drives. Optional for more complex devices with NVMe front ends, such as opaque arrays.	
Notes	Possible values: Gen1/Gen2/Gen3/Gen4/Gen5	

6.4.3.2.41 PCIeInterface.MaxPCleType The mapping for `PCIeInterface.MaxPCleType` is summarized in Table 124.

Table 124: `PCIeInterface.MaxPCleType` mapping

	Redfish/Swordfish	NVMe / NVMe-oF
Property	<code>PCIeInterface.MaxPCleType</code>	
Type	enum (PCle Device.PCLeType)	
Description	The highest version of the PCIe specification supported by this device.	N/A
LongDescription	This property shall contain the maximum PCIe specification that this device supports.	N/A
Mandatory	Required for PCIe attach NVMe Drives; do not implement for ethernet-attach drives.	
Notes	Possible values: Gen1/Gen2/Gen3/Gen4/Gen5	

6.4.3.2.42 PCIeInterface.LanesInUse The mapping for `PCIeInterface.LanesInUse` is summarized in Table 125.

Table 125: `PCIeInterface.LanesInUse` mapping

	Redfish/Swordfish	NVMe / NVMe-oF
Property	PCIeInterface.LanesInUse	
Type	int64	
Description	The number of PCIe lanes in use by this device.	
LongDescription	This property shall contain the number of PCIe lanes in use by this device, which shall be equal to or less than the MaxLanes property value.	
Mandatory	Required for PCIe attach NVMe Drives; do not implement for ethernet-attach drives.	
Notes		

6.4.3.2.43 PCIeInterface.MaxLanes The mapping for `PCIeInterface.LanesInUse` is summarized in Table 126.

Table 126: `PCIeInterface.LanesInUse` mapping

	Redfish/Swordfish	NVMe / NVMe-oF
Property	<code>PCIeInterface.LanesInUse</code>	
Type	int64	
Description	The number of PCIe lanes supported by this device.	
LongDescription	This property shall contain the maximum number of PCIe lanes supported by this device.	
Mandatory	Required for PCIe attach NVMe Drives; do not implement for ethernet-attach drives.	
Notes		

6.4.3.2.44 Ports The mapping for `Ports` is summarized in Table 127.

Table 127: Ports mapping

	R edfish/Swordfish	NVMe / NVMe-oF
Property	<code>Ports</code>	NVM Spec Property / Field: N/A NVM Spec: Section:Figure N/A
Type	<code>PortCollection</code>	N/A
Description	The link to the collection of ports that exist on the storage controller.	N/A
LongDescription	This property shall contain a link to a resource collection of type <code>PortCollection</code> .	N/A
Mandatory	Do Not Implement for NVMe drives; optional for more complex devices with NVMe front ends, such as opaque arrays.	
Notes		

6.4.3.2.45 SKU The mapping for SKU is summarized in Table 128.

Table 128: SKU mapping

	Redfish/Swordfish	NVMe / NVMe-oF
Property	SKU	NVM Spec Property / Field: N/A NVM Spec: Section:Figure N/A
Type	Edm.String	N/A
Description	The SKU for this storage controller.	N/A
LongDescription	This property shall contain the stock-keeping unit number for this storage storage controller.	N/A
Mandatory	Do Not Implement	
Notes		

6.4.3.2.46 SpeedGbps The mapping for SpeedGbps is summarized in Table 129.

Table 129: SpeedGbps mapping

	Redfish/Swordfish	NVMe / NVMe-oF
Property	SpeedGbps	NVM Spec Property / Field: N/A NVM Spec: Section:Figure N/A
Type	Decimal	N/A
Description	The maximum speed of the storage controller's device interface.	N/A
LongDescription	This property shall represent the maximum supported speed of the storage bus interface, in Gbit/s. The specified interface connects the controller to the storage devices, not the controller to a host. For example, SAS bus not PCIe host bus.	N/A
Mandatory	Do Not Implement	
Notes		

6.4.3.2.47 Status.State The mapping for `Status.State` is summarized in Table 130.

Table 130: `Status.State` mapping

	Redfish/Swordfish	NVMe / NVMe-oF
Property	<code>Status.State</code>	NVM Spec Property / Field: CSTS – Controller Status NVM Spec: Section:Figure NVMe 1.4a: Section 3.1.6, Figure 79
Type	<code>Resource.State</code> (enum)	NVM Spec Property Type:
Description	The known state of the resource, such as, enabled.	

	R edfish/Swordfish	NVMe / NVMe-oF
LongDescription	<p>This property shall indicate whether and why this component is available. Enabled indicates the resource is available. Disabled indicates the resource has been intentionally made unavailable but it can be enabled. Offline indicates the resource is unavailable intentionally and requires action to make it available. InTest indicates that the component is undergoing testing. Starting indicates that the resource is becoming available. Absent indicates the resource is physically unavailable.</p>	
Mandatory		Mandatory

	R edfish/Swordfish	NVMe / NVMe-oF
Notes	Possible values: Enabled / Disabled / StandbyOffline / StandbySpare / InTest / Starting / ABsent / UnavailableOffline / Deferring / Quiesced / Updating / Qualified	Ready (CSTS.RDY) maps to Enabled, Shutdown (CSTS.SHST) value will tell you if shutdown is in progress or complete (StandbyOffline), ProcessingPaused (CSTS.PP) maps to Deferring. If both Ready and Shutdown are indicated, then the system should indicate StandbyOffline. If both Ready and ProcessingPaused are indicated, then the system should indicate Deferring.

6.4.3.2.48 Status.Health The mapping for `Status.Health` is summarized in Table 131.

Table 131: `Status.Health` mapping

	Redfish/Swordfish	NVMe / NVMe-oF
Property	<code>Status.Health</code>	NVM Spec Property / Field: CSTS – Controller Status NVM Spec: Section:Figure NVMe 1.4a: Section 3.1.6, Figure 79 NVM Spec Property / Field: Critical Warning NVM Spec: Section:Figure NVMe 1.4a: Section 5.14.1.2, SMART / Health Information, Figure 196
Type	<code>Resource.Health</code>	NVM Spec Property Type:
Description	The health state of this resource in the absence of its dependent resources.	
LongDescription	This property shall represent the health state of the resource without considering its dependent resources. The values shall conform to those defined in the Redfish Specification.	
Mandatory		

	Redfish/Swordfish	NVMe / NVMe-oF
Notes	Possible Values: OK / Warning / Critical	This comes from CSTS Controller Failure Status, and from the SMART / health information log critical warning field.

6.4.3.2.49 SupportedControllerProtocols The mapping for SupportedControllerProtocols is summarized in Table 132.

Table 132: SupportedControllerProtocols mapping

	Redfish/Swordfish	NVMe / NVMe-oF
Property	SupportedControllerProtocols	N/A
Type	Collection(Protocol.Protocol)	NVM Spec Property Type: N/A
Description	The supported set of protocols for communicating to this storage controller.	
LongDescription	This property shall contain the supported set of protocols for communicating to this storage controller.	
Mandatory		
Notes	<p>This is an array of protocols supported by the StorageController.</p> <p>This can be set to values including, but not limited to, PCIe, RDMA, NVMe-oF, RoCE, RoCEv2, and InfiniBand.</p>	

6.4.3.2.50 SupportedDeviceProtocols The mapping for SupportedDeviceProtocols is summarized in Table 133.

Table 133: SupportedDeviceProtocols mapping

	Redfish/Swordfish	NVMe / NVMe-oF
Property	SupportedDeviceProtocols	N/A
Type	Collection(Protocol.Protocol)	NVM Spec Property Type: N/A
Description	The protocols that the storage controller can use to communicate with attached devices.	
LongDescription	This property shall contain the set of protocols this storage controller can use to communicate with attached devices.	
Mandatory		
Notes	Do not implement.	

6.5 Namespace

The Redfish/Swordfish Volume schema is used to represent an NVM Namespace.

6.5.1 Mockup

The following mockup shows a sample representation of the Volume schema used to represent an NVM Namespace.

```
{
  "@Redfish.Copyright": "Copyright 2014-2020 SNIA. All rights reserved.",
  "@odata.id":
    ↪ "/redfish/v1/Storage/NVMe-oF-Subsystem/Volumes/LogicalNamespace1",
  "@odata.type": "#Volume.v1_5_0.Volume",
  "Id": "1",
  "Name": "Namespace 1",
  "LogicalUnitNumber": 1,
  "Status": {
    "State": "Enabled",
    "Health": "OK"
  },
  "Identifiers": [{
    "DurableNameFormat": "NGUID",
    "DurableName": "FEDCBA9876543210h"
  }],
  "Capacity": {
    "Data": {
      "ConsumedBytes": 0,
      "AllocatedBytes": 10737418240
    },
    "Metadata": {
      "AllocatedBytes": 536870912
    }
  },
  "CapacitySources": [{
    "@odata.id": "/redfish/v1/Storage/NVMe-oF-
    ↪ Subsystem/Volumes/LogicalNamespace1/CapacitySources/Source1"
  }],
  "NVMeNamespaceProperties": {
    "NamespaceId": "0x014",
    "NamespaceFeatures": {
      "SupportsThinProvisioning": false,

```

```
    "SupportsAtomicTransactionSize": false,  
    "SupportsDeallocatedOrUnwrittenLBError": false,  
    "SupportsNGUIDReuse": false,  
    "SupportsIOPerformanceHints": false  
  },  
  "NumberLBAFormats": 0,  
  "FormattedLBASize": "LBAFormat0Support",  
  "MetadataTransferredAtEndOfDataLBA": false,  
  
  "NVMeVersion": "1.4"  
}  
}
```

6.5.2 Property Mapping

6.5.2.1 BlockSizeBytes The mapping for `BlockSizeBytes` is summarized in Table 134.

Table 134: `BlockSizeBytes` mapping

	R edfish/Swordfish	NVMe / NVMe-oF
Property	<code>BlockSizeBytes</code>	NVM Spec Property / Field: Formatted LBA Size (FLBAS) NVM Spec: Section:Figure 247: byte 26
Type	Int64	
Description	The size, in bytes, of the smallest addressable unit, or block.	
LongDescription	This property shall contain size of the smallest addressable unit of the associated drive or device.	
Mandatory	Required	
Notes		Follow index in 247: Byte 26 (bits 3:0) to the LBA format structure to get the metadata size and LBA data size combination. These combined values are <code>BlockSizeBytes</code> .

6.5.2.2 Capacity.Data.ConsumedBytes The mapping for `Capacity.Data.ConsumedBytes` is summarized in Table 135.

Table 135: Capacity.Data.ConsumedBytes mapping

	Redfish/Swordfish	NVMe / NVMe-oF
Property	Capacity.Data.ConsumedBytes	NVM Spec Property / Field: Namespace Utilization (NUSE) NVM Spec: Section:Figure NVMe 1.4a: Section 5.15.2.1 (Identify Namespace), Figure 247
Type	Int64	NVM Spec Property Type: int 64 Additional NVM Spec Identifying Information: ByteOffset: 23:16, Identify Namespace data structure
Description	The number of bytes consumed in this data store for this data type.	The current number of logical blocks allocated in the namespace.
LongDescription	The value shall be the number of logical bytes currently consumed in this data store for this data type.	This field indicates the current number of logical blocks allocated in the namespace. This field is smaller than or equal to the Namespace Capacity. The number of logical blocks is based on the formatted LBA size.
Mandatory	Yes	Yes

	Redfish/Swordfish	NVMe / NVMe-oF
Notes	Reporting capacity in bytes is the Redfish and Swordfish standard mechanism. Clients expect the capacity information to be reported consistently for these devices, so the calculation here is to convert the NVMe properties (in blocks) to bytes.	Returned in bytes 23:16 of the Identify Namespace Data Structure (NVM Command Set Specific). Reference NVMe Base Specification section 5.15.2.1 and figure 247).

6.5.2.3 Capacity.Data.ProvisionedBytes The mapping for Capacity.Data.ProvisionedBytes is summarized in Table 136.

Table 136: Capacity.Data.ProvisionedBytes mapping

	Redfish/Swordfish	NVMe / NVMe-oF
Property	Capacity.Data.ProvisionedBytes	NVM Spec Property / Field: NVM Capacity (NCAP) NVM Spec: Section:Figure NVMe 1.4a: Section 5.15.2.1 (Identify Namespace), Figure 247
Type	Int64	NVM Spec Property Type: int 64 Additional NVM Spec Identifying Information: ByteOffset: 15:08, Identify Namespace data structure

	Redfish/Swordfish	NVMe / NVMe-oF
Description	The maximum number of bytes that can be allocated in this data store for this data type.	The total size of the namespace in logical blocks (LBA 0 through n-1).
LongDescription	The value shall be the maximum number of bytes that can be allocated in this data store for this data type.	This field indicates the total size of the namespace in logical bytes. The value is in bytes. A namespace of size n consists of LBA 0 through (n - 1). The number of logical blocks is based on the formatted LBA size. This field is undefined prior to the namespace being formatted.
Mandatory	No	No
Notes	This property is required when issuing a create namespace command. It is also required for “change namespace” when modifying the size of the namespace.	Returned in bytes 07:00 of the Identify Namespace Data Structure (NVM Command Set Specific). Reference NVMe Base Specification section in 5.15.2.1 and figure 247.

6.5.2.4 Capacity.Data.AllocatedBytes The mapping for `Capacity.Data.AllocatedBytes` is summarized in Table 137.

Table 137: Capacity.Data.AllocatedBytes mapping

	Redfish/Swordfish	NVMe / NVMe-oF
Property	Capacity.Data.AllocatedBytes	NVM Spec Property / Field: Namespace Size (NSZE) NVM Spec: Section:Figure NVMe 1.4a: Section 5.15.2.1 (Identify Namespace), Figure 247
Type	Int64	NVM Spec Property Type: int 64 Additional NVM Spec Identifying Information: ByteOffset: 07:00, Identify Namespace data structure
Description	The number of bytes currently allocated by the storage system in this data store for this data type.	The total size of the NVMe allocated to this namespace.

	Redfish/Swordfish	NVMe / NVMe-oF
LongDescription	The value shall be the number of bytes currently allocated by the storage system in this data store for this data type.	The total size of the NVM allocated to this namespace. The value is in bytes. This field shall be supported if the Namespace Management capability (refer to NVMe Base Specification section 8.12) is supported. This field may not correspond to the logical block size multiplied by the Namespace Size field. Due to thin provisioning or other settings (e.g., endurance), this field may be larger or smaller than the Namespace Size reported.
Mandatory	No	No
Notes	Reporting capacity in bytes is the Redfish and Swordfish standard mechanism.	Returned in bytes 63:48 of the Identify Namespace Data Structure (NVM Command Set Specific). Reference NVMe Base Specification section in 5.15.2.1 and figure 247.

6.5.2.5 Capacity.Metadata The mapping for `Capacity.Metadata` is summarized in Table 138.

Table 138: `Capacity.Metadata.AllocatedBytes` mapping

	Redfish/Swordfish	NVMe / NVMe-oF
Property	<code>Capacity.Metadata.*</code>	N/A

	Redfish/Swordfish	NVMe / NVMe-oF
Type	Int64	N/A
Description	The number of bytes currently allocated by the storage system in this data store for this data type.	N/A
LongDescription	The value shall be the number of bytes currently allocated by the storage system in this data store for this data type.	N/A
Mandatory	No; not required for NVMe Drives; optional to implement for more complex devices.	No
Notes		Do not return metadata information for NVMe devices. This is included in the overall reported capacity information.

6.5.2.6 CapacitySources The mapping for `CapacitySources` is summarized in Table 139.

Table 139: CapacitySources mapping

	Redfish/Swordfish	NVMe / NVMe-oF
Property	CapacitySources	NVM Spec Property / Field: NVM Set Identifier (NVMSETID) NVM Spec: Section:Figure NVMe 1.4a: Section 5.15.2.1 (Identify Namespace), Figure 247
Type	Collection(CapacitySource)	NVM Spec Property Type: int 64 Additional NVM Spec Identifying Information: ByteOffset: 101:100, Identify Namespace data structure
Description	An array of space allocations to this volume.	The NVM Set in which the namespace is allocated
LongDescription	Fully or partially consumed storage from a source resource. Each entry provides capacity allocation information from a named source resource.	
Mandatory	No	No

	R edfish/Swordfish	NVMe / NVMe-oF
Notes	Contains the information about the entity providing capacity (e.g, EnduranceGroup) for this namespace. This property is a collection pointer; each CapacitySource instance contains a CapacitySource object. The CapacitySource contains the overall capacity (in bytes), the types and pointers to the underlying capacity sources.	For NVMe devices that do <i>not</i> implement Endurance Groups and NVM Sets, it is recommended that the CapacitySource not be implemented. For Implementations that do instantiate Endurance Groups and NVM Sets, the capacity source should be implemented as a pointer to the corresponding Endurance Group. (See mockups for examples.)

6.5.2.7 Description The mapping for `Description` is summarized in Table 140.

Table 140: Description mapping

	R edfish/Swordfish	NVMe / NVMe-oF
Property	Description	N/A
Type	String	N/A
Description	The description of this resource.	N/A

	Redfish/Swordfish	NVMe / NVMe-oF
LongDescription	This object represents the description of this resource. The resource values shall comply with the Redfish Specification-described requirements.	N/A
Mandatory	Yes	N/A
Notes	In Redfish, Description is a read-only field.	Return the common description: "A Namespace is a quantity of non-volatile memory that may be formatted into logical blocks. When formatted, a namespace of size n is a collection of logical blocks with logical block addresses from 0 to (n-1). NVMe systems can support multiple namespaces."

6.5.2.8 DisplayName The mapping for `DisplayName` is summarized in Table 141.

Table 141: `DisplayName` mapping

	Redfish/Swordfish	NVMe / NVMe-oF
Property	<code>DisplayName</code>	N/A
Type	String	N/A
Description	A user-configurable string to name the volume.	N/A

	R edfish/Swordfish	NVMe / NVMe-oF
LongDescription	his property shall contain a user-configurable string to name the volume.	N/A
Mandatory	Recommended for NVMe Drives, as well as for more complex devices with NVMe front ends, such as opaque arrays.	N/A
Notes	This contains an (end) user settable “friendly” name for the namespace. This may map to a property that shows up in the proprietary software, as long as it is configurable by the end-user, and is intended to contain a displayable string.	

6.5.2.9 Identifiers The mapping for `Identifiers` is summarized in Table 142.

Table 142: Identifiers mapping

	R edfish/Swordfish	NVMe / NVMe-oF
Property	Identifiers	Namespace Identification Descriptor list

	Redfish/Swordfish	NVMe / NVMe-oF
Type	Collection(Resource.Identifier)	A variable length Namespace Identification Descriptor structures
Description	The Durable names for the storage controller.	A list of Namespace Identification Descriptor structures containing Namespace Type, Namespace Identifier Length (NIDL), and Namespace ID (NID).
LongDescription	This property shall contain a list of all known durable names for the associated storage controller.	A list of any number of variable length Namespace Identification Descriptor structures that fit into the 4,096 byte Identify payload. All remaining bytes after the namespace identification descriptor structures should be cleared to 0h, and the host shall interpret a Namespace Identifier Descriptor Length (NIDL) value of 0h as the end of the list. The host should ignore any Namespace Identification Descriptor with a Namespace Identifier Type not supported by the host.
Mandatory	No	No

	R edfish/Swordfish	NVMe / NVMe-oF
Notes	This is an array of unique identifiers for the NVM Subsystem including Namespace Type and Namespace ID.	Refer to NVMe Base Specification Figure 246 CNS 03h and Figure 251 (Identify – Namespace Identification Descriptor).

6.5.2.10 Identifiers.DurableName The mapping for `Identifiers.DurableName` is summarized in Table 143.

Table 143: `Identifiers.DurableName` mapping

	R edfish/Swordfish	NVMe / NVMe-oF
Property	<code>Identifiers.DurableName</code>	Namespace Identifier (NID)
Type	Variable - see notes	Variable - see notes
Description	The Durable names for the storage controller.	Durable Namespace Identifier
LongDescription	This property shall contain a list of all known durable names for the Namespace.	A list of globally unique values assigned to the Namespace when the Namespace is created. Values remain fixed throughout the life of the Namespace and are preserved across Namespace and Controller operations (e.g., Controller Level Reset, Namespace format, etc.).
Mandatory	No	No

	Redfish/Swordfish	NVMe / NVMe-oF
Notes	This is an array of unique identifiers for the Namespace. Type and length of descriptor are in the corresponding Identifiers.DurableNameFormat property.	This is an array of unique identifiers for the NVM Namespace. Type and length of the descriptor are in the corresponding Namespace Identifier Type (NIDT). Refer to NVMe Base Specification Figure 246 CNS 03h and Figure 251 - Figure 251 Byte NID of Identify – Namespace Identification Descriptor.

6.5.2.11 Identifiers.DurableNameFormat The mapping for `Identifiers.DurableNameFormat` is summarized in Table 144.

Table 144: `Identifiers.DurableNameFormat` mapping

	Redfish/Swordfish	NVMe / NVMe-oF
Property	<code>Identifiers.DurableNameFormat</code>	Namespace Identifier Type (NIDT)
Type	Int64	Int64
Description	The Durable names for the storage controller.	The Namespace Identifier data type and length.

	R edfish/Swordfish	NVMe / NVMe-oF
LongDescription	This property shall contain a list of the types for all known durable names for the associated storage controller. The type determines the length of the corresponding Namespace ID	the data type contained in the Namespace Identifier field and the length of that type as defined in the NVMe Base Specification Figure 251 - Identify (Namespace Identification Descriptor) byte 00. Allowed values are: 1 = an 8-byte IEEE Extended Unique Identifier . 2 = a 10-byte Namespace Globally Unique Identifier. 3 = an 8-byte Namespace UUID
Mandatory	No	No
Notes	This is an array of types for the unique identifiers for the NVM Subsystem. Values may be 'EUI64', 'NGUID', or 'UUID'.	Refer to NVMe Base Specification Figure 246 CNS 03h and Figure 251 - Figure 251 (NIDT) of Identify – Namespace Identification Descriptor.

6.5.2.12 InitializeMethod The mapping for `InitializeMethod` is summarized in Table 145.

Table 145: `InitializeMethod` mapping

	R edfish/Swordfish	NVMe / NVMe-oF
Property	<code>InitializeMethod</code>	N/A
Type	Volume. <code>InitializeMethod</code> (enum)	

	R edfish/Swordfish	NVMe / NVMe-oF
Description	Indicates the Initialization Method used for this volume. If InitializeMethod is not specified, the InitializeMethod should be Foreground.	
LongDescription	This property shall indicate the initialization method used for this volume. If InitializeMethod is not specified, the InitializeMethod should be Foreground. This value reflects the most recently used Initialization Method, and may be changed using the Initialize Action.	
Mandatory	Recommended for NVMe Drives, as well as for more complex devices with NVMe front ends, such as opaque arrays.	
Notes	Available values: Fast / Slow	Not in NVMe Specification today.

6.5.2.13 Links.Drives The mapping for `Links.Drives` is summarized in Table 146.

Table 146: Links.Drives mapping

	R edfish/Swordfish	NVMe / NVMe-oF
Property	Links.Drives	
Type	Collect ion(Drive.Drive)	
Description	An array of the drives to be used by the volume	
LongDescription	This parameter shall contain an array of the drives to be used by the volume.	
Mandatory	Required for NVMe Drives. Optional, not recommended for more complex devices with an NVMe front end, such as opaque arrays; for these configurations the mapping is to the underlying storage pool, rather than to drives.	
Notes	This array shall contain links to the drive object for this namespace.	

6.5.2.14 LogicalUnitNumber The mapping for LogicalUnitNumber is summarized in Table 147.

Table 147: LogicalUnitNumber mapping

	R edfish/Swordfish	NVMe / NVMe-oF
Property	L ogicalUnitNumber	N/A
Type	Int64	N/A
Description	Indicates the host-visible L ogicalUnitNumber assigned to this Volume.	N/A
LongDescription	This property shall contain host-visible L ogicalUnitNumber assigned to this Volume. This property shall only be used when in a single connect configuration and no StorageGroup configuration is used.	N/A
Mandatory	No	N/A
Notes	Do not use with NVMe devices. This is represented more correctly with (NVMeN amespaceProperti es).Namespaceld.	Do not implement.

6.5.2.15 MaxBlockSizeBytes The mapping for MaxBlockSizeBytes is summarized in Table 148.

Table 148: MaxBlockSizeBytes mapping

	Redfish/Swordfish	NVMe / NVMe-oF
Property	MaxBlockSizeBytes	NVM Spec Property / Field: Formatted LBA Size (FLBAS) NVM Spec: Section:Figure 247: byte 26
Type	Int64	
Description	The size, in bytes, of the smallest addressable unit, or block.	
LongDescription	This property shall contain size of the smallest addressable unit of the associated drive or device.	
Mandatory	Recommended to not implement; however, if implemented this should have the same value as BlockSizeBytes.	
Notes		Follow index in 247: Byte 26 (bits 3:0) to the LBA format structure to get the metadata size and LBA data size combination. These combined values are BlockSizeBytes.

6.5.2.16 Name The mapping for Name is summarized in Table 149.

Table 149: Name mapping

	Redfish/Swordfish	NVMe / NVMe-oF
Property	Name	NVM Spec Property / Field: Namespace ID (NSID) NVM Spec: Section:Figure NVMe 1.4a
Type	String	
Description	The name of the resource or array member.	N/A
LongDescription	This object represents the name of this resource or array member. The resource values shall comply with the Redfish Specification-described requirements. This string value shall be of the 'Name' reserved word format.	To determine the active NSIDs for a particular controller, the host may follow either of the following methods: 1. Issue an Identify command with the CNS field cleared to 0h for each valid NSID (based on the Number of Namespaces value (i.e., MNAM field or NN field) in the Identify Controller data structure). If a non-zero data structure is returned for a particular NSID, then that is an active NSID; or 2. Issue an Identify command with a CNS field set to 2h to retrieve a list of up to 1,024 active NSIDs. If there are more than 1,024 active NSIDs, continue to issue Identify commands with a CNS field set to 2h until all active NSIDs are retrieved.

	Redfish/Swordfish	NVMe / NVMe-oF
Mandatory	Yes	N/A
Notes	In Redfish, Name is a read-only field.	Map the NSID field to a string with the format: "0xABCD"

6.5.2.17 NVMeNamespaceProperties.NamespaceId The mapping for `NVMeNamespaceProperties.NamespaceId` is summarized in Table 150.

Table 150: `NVMeNamespaceProperties.NamespaceId` mapping

	Redfish/Swordfish	NVMe / NVMe-oF
Property	<code>NVMeNamespaceProperties.NamespaceId</code>	Namespace Identifier (NSID)
Type	String	8-byte value
Description	The NVMe Namespace Identifier for this namespace.	An identifier used by a controller to provide access to a namespace.

	Redfish/Swordfish	NVMe / NVMe-oF
LongDescription	<p>This property shall contain the NVMe Namespace Identifier for this namespace. This property shall be a hex value.</p> <p>Namespace identifiers are not durable and do not have meaning outside the scope of the NVMe subsystem. NSID 0x0, 0xFFFFFFFF, 0xFFFFFFFFFE are special purpose values.</p>	<p>An identifier used by a controller to provide access to a namespace or the name of the field in the SQE that contains the namespace identifier.</p>
Mandatory	Yes	Yes

	Redfish/Swordfish	NVMe / NVMe-oF
Notes		<p>To determine the active NSIDs for a particular controller, the host may follow either of the following methods: 1. Issue an Identify command with the CNS field cleared to 0h for each valid NSID (based on the Number of Namespaces value (i.e., MNAM field or NN field) in the Identify Controller data structure). If a non-zero data structure is returned for a particular NSID, then that is an active NSID; or 2. Issue an Identify command with a CNS field set to 2h to retrieve a list of up to 1,024 active NSIDs. If there are more than 1,024 active NSIDs, continue to issue Identify commands with a CNS field set to 2h until all active NSIDs are retrieved.</p>

6.5.2.18 NVMeNamespaceProperties.IsShareable The mapping for `NVMeNamespaceProperties.IsShareable` is summarized in Table 151.

Table 151: NVMeNamespaceProperties.IsShareable mapping

	R edfish/Swordfish	NVMe / NVMe-oF
Property	NVMeNamespaceProperties.IsShareable	NVM Spec Property / Field: Namespace Multi-path I/O and Namespace Sharing Capabilities (NMIC) NVM Spec: Section:Figure NVMe 1.4a: Section 5.15.2.1 (Identify Namespace), Figure 247
Type	Boolean	NVM Spec Property Type: Single bit (bool) Additional NVM Spec Identifying Information: Bit 0 of Byte 30
Description	Indicates the namespace is shareable.	Specifies multi-path I/O and namespace sharing capabilities of the namespace.
LongDescription	This property shall indicate whether the namespace is shareable.	If set to '1', then the namespace may be attached to two or more controllers in the NVM subsystem concurrently (i.e., may be a shared namespace). Bits 7:1 are reserved. Bit 0, if cleared to '0', indicates the namespace is a private namespace and is able to be attached to only one controller at a time.
Mandatory	No	No

	R edfish/Swordfish	NVMe / NVMe-oF
Notes		Returned in byte 30 of the Namespace Features (NSFEAT) of the of the Identify Namespace Data Structure (Reference NVMe Base Specification section 5.15.2.1 and figure 247).

6.5.2.19 NVMeNamespaceProperties.NamespaceFeatures.SupportsThinProvisioning

The mapping for `NVMeNamespaceProperties.NamespaceFeatures.SupportsThinProvisioning` is summarized in Table 152.

Table 152:

`NVMeNamespaceProperties.NamespaceFeatures.SupportsThinProvisioning` mapping

	R edfish/Swordfish	NVMe / NVMe-oF
Property	NV MeNamespace- Prope rties.NamespaceF eatures.Supports ThinProvisioning	NVM Spec Property / Field: THINP NVM Spec: Section:Figure NVMe 1.4a: Section 5.15.2.1 (Identify Namespace), Figure 247
Type	Boolean	NVM Spec Property Type: Single bit (bool) Additional NVM Spec Identifying Information: Bit 0 of Byte 24
Description	This property indicates whether or not the NVMe Namespace supports thin provisioning.	Indicates that the namespace supports thin provisioning

	Redfish/Swordfish	NVMe / NVMe-oF
LongDescription	This property shall indicate whether or not the NVMe Namespace supports thin provisioning. Specifically, the namespace capacity reported may be less than the namespace size.	if set to '1' indicates that the namespace supports thin provisioning. If cleared to '0' indicates that thin provisioning is not supported. Refer to NVMe Base Specification section 6.1.7 for details on the usage of this field.
Mandatory	Yes	Yes
Notes		Returned in byte 24, bit 0 of the Namespace Features (NSFEAT) of the Identify Namespace Data Structure (Reference NVMe Base Specification section 5.15.2.1 and figure 247).

6.5.2.20 NVMeNamespaceProperties.NamespaceFeatures.SupportsDeallocatedOrUnwrittenLError

The mapping for `NVMeNamespaceProperties.NamespaceFeatures.SupportsDeallocatedOrUnwrittenLError` is summarized in Table 153.

Table 153: `NVMeNamespaceProperties.NamespaceFeatures.SupportsDeallocatedOrUnwrittenLError` mapping

	Redfish/Swordfish	NVMe / NVMe-oF
Property	<code>NVMeNamespaceProperties.NamespaceFeatures.SupportsDeallocatedOrUnwrittenLError</code>	NVM Spec Property / Field: DAE NVM Spec: Section:Figure NVMe 1.4a: Section 5.15.2.1 (Identify Namespace), Figure 247

	Redfish/Swordfish	NVMe / NVMe-oF
Type	Boolean	NVM Spec Property Type: Single bit (bool) Additional NVM Spec Identifying Information: Bit 2 of Byte 24
Description	This property indicates that the controller supports deallocated or unwritten logical block error for this namespace.	Indicates that the controller supports the Deallocated or Unwritten Logical Block error for this namespace.
LongDescription	This property shall indicate that the controller supports deallocated or unwritten logical block error for this namespace.	If set to '1' indicates that the controller supports the Deallocated or Unwritten Logical Block error for this namespace. If cleared to '0', then the controller does not support the Deallocated or Unwritten Logical Block error for this namespace. Refer to NVMe Base Specification section 6.7.1.1
Mandatory	Yes	Yes
Notes		Returned in byte 24, bit 2 of the Namespace Features (NSFEAT) of the Identify Namespace Data Structure (Reference NVMe Base Specification section 5.15.2.1 and figure 247.

6.5.2.21 NVMeNamespaceProperties.NamespaceFeatures.SupportsNGUIDReuse

The mapping for `NVMeNamespaceProperties.NamespaceFeatures.SupportsNGUIDReuse`

is summarized in Table 154.

Table 154: NVMeNamespaceProperties.NamespaceFeatures.SupportsNGUIDReuse mapping

	R edfish/Swordfish	NVMe / NVMe-oF
Property	NVMeNamespaceProperties.NamespaceFeatures.SupportsNGUIDReuse	NVM Spec Property / Field: UIDREUSE NVM Spec: Section:Figure NVMe 1.4a: Section 5.15.2.1 (Identify Namespace), Figure 247
Type	Boolean	NVM Spec Property Type: Single bit (bool) Additional NVM Spec Identifying Information: Bit 3 of Byte 24
Description	This property indicates that the namespace supports the use of an NGUID (namespace globally unique identifier) value.	Indicates if the value in the NGUID field and the value in the EUI64 field for this namespace may be reused by the controller for a new namespace created after this namespace is deleted.

	Redfish/Swordfish	NVMe / NVMe-oF
LongDescription	This property shall indicate that the namespace supports the use of an NGUID (namespace globally unique identifier) value.	If set to '1' indicates that the value in the NGUID field for this namespace, if non-zero, is never reused by the controller and that the value in the EUI64 field for this namespace, if non-zero, is never reused by the controller. If cleared to '0', then the NGUID value may be reused and the EUI64 value may be reused by the controller for a namespace created after this namespace is deleted. This bit shall be cleared to '0' if both NGUID and EUI64 fields are cleared to 0h. Refer to NVMe Base Specification, section 7.11.
Mandatory	Yes	Yes
Notes		Returned in byte 24, bit 3 of the Namespace Features (NSFEAT) of the Identify Namespace Data Structure (Reference NVMe Base Specification section 5.15.2.1 and figure 247).

6.5.2.22 NVMeNamespaceProperties.NamespaceFeatures.SupportsAtomicTransactionSize

The mapping for `NVMeNamespaceProperties.NamespaceFeatures.SupportsAtomicTransactionSize` is summarized in Table 155.

Table 155:

NVMeNamespaceProperties.NamespaceFeatures. SupportsAtomicTransactionSize mapping

	R edfish/Swordfish	NVMe / NVMe-oF
Property	NVMeNam espaceProperties .NamespaceFeatur es.SupportsAtomi cTransactionSize	NVM Spec Property / Field: OPTPERF NVM Spec: Section:Figure NVMe 1.4a: Section 5.15.2.1 (Identify Namespace), Figure 247
Type	Boolean	NVM Spec Property Type: Single bit (bool) Additional NVM Spec Identifying Information: Bit 4 of Byte 24
Description	Indicates whether or not the NVM fields for Namespace preferred write granularity (NPWG), write alignment (NPWA), deallocate granularity (NPDG), deallocate alignment (NPDA) and optimimal write size (NOWS) are defined for this namespace and should be used by the host for I/O optimization.	Indicates support for the fields NPWG, NPWA, NPDG, NPDA, and NOWS for this namespace; and optimal Write Size field in NVM Sets Attributes Entry

	R edfish/Swordfish	NVMe / NVMe-oF
LongDescription	This property shall indicate whether or not the NVM fields for Namespace preferred write granularity (NPWG), write alignment (NPWA), deallocate granularity (NPDG), deallocate alignment (NPDA) and optimal write size (NOWS) are defined for this namespace and should be used by the host for I/O optimization.	If set to '1' indicates that the fields NAWUN, NAWUPF, and NACWU are defined for this namespace and should be used by the host for this namespace instead of the AWUN, AWUPF, and ACWU fields in the Identify Controller data structure. If cleared to '0', then the controller does not support the fields NAWUN, NAWUPF, and NACWU for this namespace. In this case, the host should use the AWUN, AWUPF, and ACWU fields defined in the Identify Controller data structure in Figure 247. Refer to NVMe Base Specification section 6.4.
Mandatory	Yes	Yes
Notes		Returned in byte 24, bit 4 of the Namespace Features (NSFEAT) of the of the Identify Namespace Data Structure (Reference NVMe Base Specification section 5.15.2.1 and figure 247).

6.5.2.23 NVMeNamespaceProperties.NamespaceFeatures.SupportsIOPerformanceHints

The mapping for `NVMeNamespaceProperties.NamespaceFeatures.SupportsIOPerformanceHints` is summarized in Table 156.

Table 156:

NVMeNamespaceProperties.NamespaceFeatures. SupportsIOPerformanceHints mapping

	Redfish/Swordfish	NVMe / NVMe-oF
Property	NVMe NamespaceProperties.NamespaceFeatures.SupportsIOPerformanceHints	NVM Spec Property / Field: NSABP NVM Spec: Section: Figure NVMe 1.4a: Section 5.15.2.1 (Identify Namespace), Figure 247
Type	Boolean	NVM Spec Property Type: Single bit (bool) Additional NVM Spec Identifying Information: Bit 1 of Byte 24
Description	Indicates that the Namespace Atomic Write Unit Normal (NAWUN), Namespace Atomic Write Unit Power Fail (NAWUPF), and Namespace Atomic Compare and Write Unit (NACWU) fields are defined for this namespace and should be used by the host for this namespace instead of the controller-level properties AWUN, AWUPF, and ACWU.	indicates whether or not the fields NAWUN, NAWUPF, and NACWU are defined for this namespace and should be used by the host for this namespace instead of the AWUN, AWUPF, and ACWU fields in the Identify Controller data structure.

	Redfish/Swordfish	NVMe / NVMe-oF
LongDescription	This property shall indicate that the Namespace Atomic Write Unit Normal (NAWUN), Namespace Atomic Write Unit Power Fail (NAWUPF), and Namespace Atomic Compare and Write Unit (NACWU) fields are defined for this namespace and should be used by the host for this namespace instead of the controller-level properties AWUN, AWUPF, and ACWU.	If set to '1' indicates that the fields NAWUN, NAWUPF, and NACWU are defined for this namespace and should be used by the host for this namespace instead of the AWUN, AWUPF, and ACWU fields in the Identify Controller data structure. If cleared to '0', then the controller does not support the fields NAWUN, NAWUPF, and NACWU for this namespace. In this case, the host should use the AWUN, AWUPF, and ACWU fields defined in the Identify Controller data structure in NVMe Base Specification Figure 247. Refer to NVMe Base Specification section 6.4.
Mandatory	Yes	Yes
Notes		Returned in byte 24, bit 1 of the Namespace Features (NSFEAT) of the Identify Namespace Data Structure (Reference NVMe Base Specification section 5.15.2.1 and figure 247).

6.5.2.24 NVMeNamespaceProperties.NumberLBAFormats The mapping for `NVMeNamespaceProperties.NumberLBAFormats` is summarized in Table 157.

Table 157: 158: NVMeNamespaceProperties.NumberLBAFormats mapping

	Redfish/Swordfish	NVMe / NVMe-oF
Property	NVMeNamespaceProperties.NumberLBAFormats	NVM Spec Property / Field: Number of LBA Formats (NLBAF) NVM Spec: Section:Figure NVMe 1.4a: Section 5.15.2.1 (Identify Namespace), Figure 247
Type	Int64	Type:** Int64 Additional NVM Spec Identifying Information: ByteOffset: 25
Description	The number of LBA data size and metadata size combinations supported by this namespace. The value of this property is between 0 and 16.	The number of supported LBA data size and metadata size combinations supported by the namespace.

	Redfish/Swordfish	NVMe / NVMe-oF
LongDescription	This property shall contain the number of LBA data size and metadata size combinations supported by this namespace. The value of this property is between 0 and 16. LBA formats with an index set beyond this value will not be supported.	This property shall contain the number of LBA formats allocated in order starting with 0 and packed sequentially. This is a 0's based value. The maximum number of LBA formats that may be indicated as supported is 16. The supported LBA formats are indicated in bytes 128 to 191 in this data structure. The LBA Format fields with an index beyond the value set in this field are invalid and not supported. LBA Formats that are valid, but not currently available may be indicated by setting the LBA Data Size for that LBA Format to 0h.
Mandatory	Yes	Yes
Notes		Returned in byte 25 (Number of LBA Formats) of the Identify Namespace Data Structure (Reference NVMe Base Specification section 5.15.2.1 & figure 247.

6.5.2.25 NVMeNamespaceProperties.FormattedLBASize The mapping for NVMe-NamespaceProperties.FormattedLBASize is summarized in Table 158.

Table 158: NVMeNamespaceProperties.FormattedLBASize mapping

	R edfish/Swordfish	NVMe / NVMe-oF
Property	NVMeName spaceProperties. FormattedLBASize	NVM Spec Property / Field: Formatted LBA Size (FLBAS) NVM Spec: Section:Figure NVMe 1.4a: Section 5.15.2.1 (Identify Namespace), Figure 247
Type	Int64	Type:** Int64 Additional NVM Spec Identifying Information: ByteOffset: 26
Description	The LBA data size and metadata size combination that the namespace has been formatted with.	The LBA data size and metadata size combination that the namespace has been formatted with.
LongDescription	This property shall contain the LBA data size and metadata size combination that the namespace has been formatted with. This is a 4-bit data structure.	This field indicates the LBA data size & metadata size combination that the namespace has been formatted with (refer to section 5.23). Bits 3:0 indicates one of the 16 supported LBA Formats indicated in this data structure.
Mandatory	Yes	Yes

	Redfish/Swordfish	NVMe / NVMe-oF
Notes		Returned in byte 26 (Formatted LBA Size), bits 3:0 of the Identify Namespace Data Structure (Reference NVMe Base Specification section 5.15.2.1 and figure 247.

6.5.2.26 NVMeNamespaceProperties.MetadataTransferredAtEndOfDataLBA

The mapping for `NVMeNamespaceProperties.MetadataTransferredAtEndOfDataLBA` is summarized in Table 159.

Table 159: `NVMeNamespaceProperties.MetadataTransferredAtEndOfDataLBA` mapping

	Redfish/Swordfish	NVMe / NVMe-oF
Property	<code>NVMeNamespaceProperties.MetadataTransferredAtEndOfDataLBA</code>	NVM Spec Property / Field: Metadata transferred at end of LBA NVM Spec: Section:Figure NVMe 1.4a: Section 5.15.2.1 (Identify Namespace), Figure 247
Type	Boolean	Type:** Bit (bool) Additional NVM Spec Identifying Information: Bit 4 of Byte 26
Description	This property indicates whether or not the metadata is transferred at the end of the LBA creating an extended data LBA.	This property indicates whether or not the metadata is transferred at the end of the data LBA.

	Redfish/Swordfish	NVMe / NVMe-oF
LongDescription	This property shall indicate whether or not the metadata is transferred at the end of the LBA creating an extended data LBA.	If set to '1' indicates that metadata is transferred at the end of the data LBA, creating an extended data LBA. Bit 4 if cleared to '0' indicates that all of the metadata for a command is transferred as a separate contiguous buffer of data.
Mandatory	Yes	Yes
Notes		Returned in byte 26 (Formatted LBA Size), bit 4 of the Identify Namespace Data Structure (Reference NVMe Base Specification section 5.15.2.1 and figure 247. Bit 4 is not applicable when there is no metadata.

6.5.2.27 NVMeNamespaceProperties.NVMeVersion The mapping for NVMeNamespaceProperties.NVMeVersion is summarized in Table 160.

Table 160: NVMeNamespaceProperties.NVMeVersion mapping

	Redfish/Swordfish	NVMe / NVMe-oF
Property	NVMeNamespaceProperties.NVMeVersion	Version (VER)
Type	String	Int64
Description	The version of the NVMe Base Specification supported.	This property shall contain the version of the NVMe Base Specification supported.

	Redfish/Swordfish	NVMe / NVMe-oF
LongDescription		Indicates the major, minor, and tertiary version of the NVM Express base specification that the controller implementation supports. Valid versions of the specification are: 1.0, 1.1, 1.2, 1.2.1, 1.3, and 1.4.
Mandatory	Yes	Yes
Notes		Returned in bytes 83:80 of the Identify Controller data structure - CNS 01h (reference NVMe Base Specification section 5.15.2.2 and figure 249.

6.5.2.28 OptimumIOSizeBytes The mapping for OptimumIOSizeBytes is summarized in Table 161.

Table 161: OptimumIOSizeBytes mapping

	Redfish/Swordfish	NVMe / NVMe-oF
Property	OptimumIOSizeBytes	NVM Spec Property / Field: Namespace Optimal Write Size (NOWS) NVM Spec: Section:Figure Figure 247: Bytes 73:72
Type	Int64	
Description	The size in bytes of this Volume's optimum IO size.	N/A

	R edfish/Swordfish	NVMe / NVMe-oF
LongDescription	This property shall contain the optimum IO size to use when performing IO on this volume. For logical disks, this is the stripe size. For physical disks, this describes the physical sector size.	This field indicates the size in logical blocks for optimal write performance for this namespace. This is a 0's based value.
Mandatory	Recommended for implementations with Endurance Groups and NVM Sets.	
Notes		Convert from blocks to bytes.

6.5.2.29 ProvisioningPolicy The mapping for `ProvisioningPolicy` is summarized in Table 162.

Table 162: `OptimumIOSizeBytes` mapping

	R edfish/Swordfish	NVMe / NVMe-oF
Property	<code>Pro visioningPolicy</code>	NVM Spec Property / Field: Identify Namespace / THINP NVM Spec: Section:Figure 247: Byte 24, Bit 0
Type	enum (<code>DataStorageLoS Capabilities.Pro visioningPolicy</code>)	

	Redfish/Swordfish	NVMe / NVMe-oF
Description	This property specifies the volume's storage allocation, or provisioning policy.	N/A
LongDescription	This property shall specify the volume's supported storage allocation policy.	
Mandatory	Recommended for implementations that support thin provisioning.	Figure 247: Byte 24, Bit 0 indicates thin provisioning support for the namespace
Notes	possible values: Fixed / Thin	

6.5.2.30 Status.State The mapping for `Status.state` is summarized in Table 163.

Table 163: Status.State mapping

	Redfish/Swordfish	NVMe / NVMe-oF
Property	Status.State	Enable (EN)
Type	Resource.State (enum)	Boolean
Description	The known state of the resource, such as, enabled.	Indicates if the controller is in 'enabled' state.

	Redfish/Swordfish	NVMe / NVMe-oF
LongDescription	<p>This property shall indicate whether and why this component is available. Enabled indicates the resource is available. Disabled indicates the resource has been intentionally made unavailable but can be enabled. Offline indicates the resource is unavailable intentionally and requires action to make it available. InTest indicates that the component is undergoing testing. Starting indicates that the resource is becoming available. Absent indicates the resource is physically unavailable.</p>	<p>When set to '1', then the controller shall process commands based on Submission Queue Tail doorbell writes. When cleared to '0', then the controller shall not process commands nor post completion queue entries to Completion Queues. When this bit transitions from '1' to '0', the controller is reset (i.e., a Controller Reset). That reset deletes all I/O Submission Queues and I/O Completion Queues, resets the Admin Submission Queue and Completion Queue, and brings the hardware to an idle state.</p>
Mandatory	Yes	Yes

	R edfish/Swordfish	NVMe / NVMe-oF
Notes	Possible values: Enabled / Disabled / StandbyOffline / StandbySare / InTest / Starting / Absent / Un availableOffline / Deferring / Quiesced / Updating / Qualified	Reference Controller Configuration (CC), offset 14h, bit 00 of the NVMe Base Specification (figure 78)

6.5.2.31 Status.Health The mapping for `Status.Health` is summarized in Table 164.

Table 164: `Status.Health` mapping

	R edfish/Swordfish	NVMe / NVMe-oF
Property	<code>Status.Health</code>	Controller Fatal Status (CSTS.CFS)
Type	<code>Resource.Health</code>	Bit
Description	The health state of this resource in the absence of its dependent resources.	Indicates if the controller is able to communicate with host software via completion queue entries in the Admin Completion Queue or I/O Completion Queues.

	Redfish/Swordfish	NVMe / NVMe-oF
LongDescription	This property shall represent the health state of the resource without considering its dependent resources. The values shall conform to those defined in the Redfish Specification.	If the controller has a serious error condition and is unable to communicate with host software via completion queue entries in the Admin Completion Queue or I/O Completion Queues, then the controller may set the Controller Fatal Status (CSTS.CFS) bit to '1' (refer to section 3.1.6). This indicates to host software that a serious error condition has occurred. When this condition occurs, host software should attempt to reset and then re-initialize the controller. The Controller Fatal Status condition is not indicated with an interrupt. If host software experiences timeout conditions and/or repeated errors, then host software should consult the Controller Fatal Status (CSTS.CFS) bit to determine if a more serious error has occurred.
Mandatory	Yes	Yes
Notes	Possible Values: OK / Warning / Critical	Reference Figure 222 (NVM Subsystem Hardware Error Event Codes) bit 09h of the NVMe Base Specification.

6.5.2.32 Status.HealthRollup The mapping for `Status.HealthRollup` is summarized in Table 165.

Table 165: `Status.HealthRollup` mapping

	Redfish/Swordfish	NVMe / NVMe-oF
Property	<code>Status.HealthRollup</code>	N/A
Type	<code>Resource.Health</code>	N/A
Description	The overall health state from the view of this resource.	N/A
LongDescription	This property shall represent the health state of the resource and its dependent resources. The values shall conform to those defined in the Redfish Specification.	N/A
Mandatory	No	N/A
Notes	Do not use for Namespace. There are no dependent resources.	Do not implement.

6.5.2.33 StorageGroups The mapping for StorageGroups is summarized in Table 166.

Table 166: StorageGroups mapping

	Redfish/Swordfish	NVMe / NVMe-oF
Property	StorageGroups	NVM Spec Property / Field: N/A NVM Spec: Section:Figure N/A
Type	StorageGroupCollection.StorageGroupCollection	N/A
Description	An array of references to Storage Groups that includes this volume.	N/A
LongDescription	The value of this property shall contain references to all storage groups that include this volume.	N/A
Mandatory	Do Not Implement	
Notes		

6.5.2.34 WriteCachePolicy The mapping for `WriteCachePolicy` is summarized in Table 167.

Table 167: `WriteCachePolicy` mapping

	Redfish/Swordfish	NVMe / NVMe-oF
Property	<code>WriteCachePolicy</code>	NVM Spec Property / Field: N/A NVM Spec: Section:Figure N/A
Type	<code>StorageGroupCollection.StorageGroupCollection</code>	N/A
Description	Indicates the write cache policy setting for the Volume	N/A
LongDescription	This property shall contain a boolean indicator of the write cache policy for the Volume.	N/A
Mandatory	Recommended.	
Notes	Possible Values: <code>WriteThrough</code> , <code>ProtectedWriteBack</code> , <code>UnprotectedWriteBack</code> , <code>Off</code> . Set to “Off” when write cache disabled; set to other values when enabled.	

6.6 Endurance Group

The Redfish/Swordfish Storage Pool schema is used to represent an NVM Endurance Group.

6.6.1 Mockup

The following mockup shows a sample representation of the Storage Pool schema used to represent an NVM Endurance Group.

```
{
  "@Redfish.Copyright": "Copyright 2015-2020 SNIA. All rights reserved.",
  "@odata.id":
    ↪ "/redfish/v1/Storage/FabricAttachArray/StoragePools/EnduranceGroup1",
  "@odata.type": "#StoragePool.v1_4_0.StoragePool",
  "Id": "1",
  "Name": "Endurance Group 1",
  "Description": "Single Endurance Group",
  "Status": {
    "State": "Enabled",
    "Health": "OK"
  },

  "NVMeEnduranceGroupProperties": {
    "EndGrpLifetime": {
      "PercentUsed": 0,
      "EnduranceEstimate": 0,
      "DataUnitsRead": 0,
      "DataUnitsWritten": 0,
      "MediaUnitsWritten": 0,
      "HostReadCommandCount": 0,
      "HostWriteCommandCount": 0,
      "MediaAndDataIntegrityErrorCount": 0,
      "ErrorInformationLogEntryCount": 0
    }
  },

  "Capacity": {
    "Data": {
      "AllocatedBytes": 10995116277760,
      "ConsumedBytes": 10995116277760
    }
  },
}
```

```
"CapacitySources": [{  
  "@odata.id": "/red-  
    ↪ fish/v1/Storage/FabricAttachArray/StoragePools/EnduranceGroup1/CapacitySources/Source1"  
}]  
}
```

6.6.2 Property Mapping

6.6.2.1 AllocatedPools The mapping for `AllocatedPools` is summarized in Table 168.

Table 168: `AllocatedPools` mapping

	R edfish/Swordfish	NVMe / NVMe-oF
Property	<code>AllocatedPools</code>	
Type	<code>StoragePoolCollection.StoragePoolCollection</code>	
Description	A reference to the collection of storage pools allocated from this storage pool.	
LongDescription	The value of this property shall contain a reference to the collection of storage pools allocated from this storage pool.	
Mandatory	Required.	
Notes	Contains a pointer to the NVM Set allocated from this Endurance Group.	

6.6.2.2 Capacity.Data.AllocatedBytes The mapping for `Capacity.Data.AllocatedBytes` is summarized in Table 169.

Table 169: `Capacity.Data.AllocatedBytes` mapping

	Redfish/Swordfish	NVMe / NVMe-oF
Property	<code>Capacity.Data.AllocatedBytes</code>	The Total Endurance Group Capacity. Just the “Total Endurance Group Capacity” in the Endurance Group Log. See 5.14.1.9 + TP 4009
Type	Int64	
Description	The number of bytes currently allocated by the storage system in this data store for this data type.	
LongDescription	The value shall be the number of bytes currently allocated by the storage system in this data store for this data type.	
Mandatory	Required for NVMe Drives.	
Notes		Note: This is not in 1.4a because TP 4009 was not integrated.

6.6.2.3 Capacity.Data.ConsumedBytes The mapping for `Capacity.Data.ConsumedBytes` is summarized in Table 170.

Table 170: `Capacity.Data.ConsumedBytes` mapping

	Redfish/Swordfish	NVMe / NVMe-oF
Property	<code>Capacity.Data.ConsumedBytes</code>	The Consumed (allocated to NVM Sets) Endurance Group Capacity. Just the “Total Endurance Group Capacity” (TEGCAP) minus the Uallocated Endurance Group Capacity (UEGCAP) in the Endurance Group Log. See 5.14.1.9 + TP 4009
Type	Int64	
Description	The number of bytes consumed in this data store for this data type.	
LongDescription	The value shall be the number of logical bytes currently consumed in this data store for this data type.	
Mandatory	Required for NVMe Drives.	
Notes		Note: This is not in 1.4a because TP 4009 was not integrated.

6.6.2.4 CapacitySources The mapping for `CapacitySources` is summarized in Table 171.

Table 171: `CapacitySources` mapping

	Redfish/Swordfish	NVMe / NVMe-oF
Property	<code>CapacitySources</code>	
Type	Collection(<code>CapacitySource</code>)	
Description	An array of space allocations to this volume.	
LongDescription	Fully or partially consumed storage from a source resource. Each entry provides capacity allocation information from a named source resource.	
Mandatory	Required for NVMe Drives.	
Notes	Contains the information about the providing capacity (e.g, <code>EnduranceGroup</code>) for this namespace.	

6.6.2.5 CapacitySources@odata.count The mapping for `CapacitySources@odata.count` is summarized in Table 172.

Table 172: `CapacitySources@odata.count` mapping

	Redfish/Swordfish	NVMe / NVMe-oF
Property	CapacitySources@odata.count	
Type	(odata property)int64	
Description	Count of the number of items in the CapacitySources array.	
LongDescription		
Mandatory	Required	
Notes		This should be the same as the number of NVM Sets in the endurance group.

6.6.2.6 Description The mapping for `Description` is summarized in Table 173.

Table 173: Description mapping

	Redfish/Swordfish	NVMe / NVMe-oF
Property	Description	N/A
Type	String	N/A
Description	The description of this resource.	
LongDescription	This object represents the description of this resource. The resource values shall comply with the Redfish Specification-described requirements.	
Mandatory		
Notes	In Redfish, <code>Description</code> is a read-only field.	Return the common description: "An Endurance Group consists of zero or more NVM Sets. Endurance Groups divide the media into distinct wear-leveling domains."

6.6.2.7 Links.OwningStorageResource The mapping for `Links.OwningStorageResource` is summarized in Table 174.

Table 174: `Links.OwningStorageResource` mapping

	Redfish/Swordfish	NVMe / NVMe-oF
Property	<code>Links.OwningStorageResource</code>	
Type	<code>Storage.Storage</code>	
Description	A pointer to the Storage resource that owns or contains this <code>StoragePool</code> .	
LongDescription	This shall be a pointer to the Storage resource that owns or contains this <code>StoragePool</code> .	
Mandatory	Required.	
Notes	Contains a pointer to the NVM Subsystem that contains this Endurance Group.	

6.6.2.8 Name The mapping for Name is summarized in Table 175.

Table 175: Name mapping

	Redfish/Swordfish	NVMe / NVMe-oF
Property	Name	Endurance Group ID NVM Spec: Section:Figure NVMe 1.4a: Section 5.14,1,9, Get Log Page - Endurance Group Log
Type	String	16-bit value
Description	The name of the resource or array member.	
LongDescription	This object represents the name of this resource or array member. The resource values shall comply with the Redfish Specifi cation-described requirements. This string value shall be of the 'Name' reserved word format.	
Mandatory		
Notes	In Redfish, Name is a read-only field.	Map the Endurance Group ID field to a string with the format: "0xABCD"

6.6.2.9 NVMeProperties.NVMePoolType The mapping for NVMeProperties.NVMePoolType is summarized in Table 176.

Table 176: NVMeProperties.NVMePoolType

	R edfish/Swordfish	NVMe / NVMe-oF
Property	StoragePool.NVMePoolType	
Type	Enum	
Description	Indicates whether the StoragePool is used as an EnduranceGroup or an NVMeSet.	
LongDescription	This property shall indicate whether the StoragePool is used as an EnduranceGroup or an NVMeSet.	
Mandatory	Required	
Notes	Set as “EnduranceGroup”	

6.6.2.10 NVMeEnduranceGroupProperties.PredictedMediaLifeLeftPercent

The mapping for NVMeEnduranceGroupProperties.PredictedMediaLifeLeftPercent is summarized in Table 177.

Table 177: NVMeEnduranceGroupProperties.PredictedMediaLifeLeftPercent mapping

	Redfish/Swordfish	NVMe / NVMe-oF
Property	NVMeEnduranceGroupProperties.PredictedMediaLifeLeftPercent	“Percentage Used” in the Endurance Group Log. See 5.14.1.9
Type	Decimal %	
Description	The percentage of reads and writes that are predicted to be available for the media.	
LongDescription	This property shall contain an indicator of the percentage of life remaining in the drive’s media.	
Mandatory	Required	
Notes		Inverse of “Percentage Used” in the Endurance Group Log. See 5.14.1.9 . Subtract the percentage used from 100% to report this value.

6.6.2.11 NVMeEnduranceGroupProperties.EndGrpLifetime.PercentUsed The mapping for `NVMeEnduranceGroupProperties.EndGrpLifetime.PercentUsed` is summarized in Table 178.

Table 178: `NVMeEnduranceGroupProperties.EndGrpLifetime.PercentUsed` mapping

	Redfish/Swordfish	NVMe / NVMe-oF
Property	NVMeEnduranceGroupProperties.EndGrpLifetime.PercentUsed	“Percentage Used” in the Endurance Group Log. See 5.14.1.9
Type	Int64	
Description	A vendor-specific estimate of the percent life used for the endurance group based on the actual usage and the manufacturer prediction of NVM life.	

	Redfish/Swordfish	NVMe / NVMe-oF
LongDescription	This property shall contain A vendor-specific estimate of the percent life used for the endurance group based on the actual usage and the manufacturer prediction of NVM life. A value of 100 indicates that the estimated endurance of the NVM in the Endurance Group has been consumed, but may not indicate an NVM failure. According to the NVMe and JEDEC specs, the value is allowed to exceed 100. Percentages greater than 254 shall be represented as 255.	
Mandatory	Required	
Notes		

6.6.2.12 NVMeEnduranceGroupProperties.EndGrpLifetime.EnduranceEstimate

The mapping for `NVMeEnduranceGroupProperties.EndGrpLifetime.EnduranceEstimate` is summarized in Table 179.

Table 179: `NVMeEnduranceGroupProperties.EndGrpLifetime.EnduranceEstimate` mapping

	Redfish/Swordfish	NVMe / NVMe-oF
Property	<code>NVMeEnduranceGroupProperties.EndGrpLifetime.EnduranceEstimate</code>	“Endurance Estimate” in the Endurance Group Log. See 5.14.1.9
Type	Int64	
Description	This property contains an estimate of the total number of data bytes that may be written to the Endurance Group over the lifetime of the Endurance Group assuming a write amplification of 1.	

	Redfish/Swordfish	NVMe / NVMe-oF
LongDescription	This property shall contain an estimate of the total number of data bytes that may be written to the Endurance Group over the lifetime of the Endurance Group assuming a write amplification of 1. The value is reported in billions, where a value of 1 corresponds to 1 billion bytes written, and is rounded up. A value of zero indicates endurance estimates are unsupported.	
Mandatory	Required	
Notes		

6.6.2.13 NVMeEnduranceGroupProperties.EndGrpLifetime.DataUnitsRead

The mapping for `NVMeEnduranceGroupProperties.EndGrpLifetime.DataUnitsRead` is summarized in Table 180.

Table 180: `NVMeEnduranceGroupProperties.EndGrpLifetime.DataUnitsRead` mapping

	Redfish/Swordfish	NVMe / NVMe-oF
Property	NVMeEnduranceGroupProperties.EndGrpLifetime.DataUnitsRead	
Type	Int64	
Description	The property contains the total number of data units read from this endurance group.	

	Redfish/Swordfish	NVMe / NVMe-oF
LongDescription	The property shall contain the total number of data units read from this endurance group. This value does not include controller reads due to internal operations such as garbage collection. The value is reported in billions, where a value of 1 corresponds to 1 billion bytes written, and is rounded up. A value of zero indicates the property is unsupported.	
Mandatory	Required	
Notes		

6.6.2.14 NVMeEnduranceGroupProperties.EndGrpLifetime.DataUnitsWritten

The mapping for `NVMeEnduranceGroupProperties.EndGrpLifetime.DataUnitsWritten` is summarized in Table 181.

Table 181: `NVMeEnduranceGroupProperties.EndGrpLifetime.DataUnitsWritten` mapping

	Redfish/Swordfish	NVMe / NVMe-oF
Property	<code>NVMeEnduranceGroupProperties.EndGrpLifetime.DataUnitsWritten</code>	“Data Units Written” in the Endurance Group Log. See 5.14.1.9
Type	Int64	
Description	The property contains the total number of data units written from this endurance group.	

	Redfish/Swordfish	NVMe / NVMe-oF
LongDescription	The property shall contain the total number of data units written from this endurance group. This value does not include controller writes due to internal operations such as garbage collection. The value is reported in billions, where a value of 1 corresponds to 1 billion bytes written, and is rounded up. A value of zero indicates the property is unsupported.	
Mandatory	Required	
Notes		

6.6.2.15 NVMeEnduranceGroupProperties.EndGrpLifetime.MediaUnitsWritten

The mapping for `NVMeEnduranceGroupProperties.EndGrpLifetime.MediaUnitsWritten` is summarized in Table 182.

Table 182: `NVMeEnduranceGroupProperties.EndGrpLifetime.MediaUnitsWritten` mapping

	Redfish/Swordfish	NVMe / NVMe-oF
Property	<code>NVMeEnduranceGroupProperties.EndGrpLifetime.MediaUnitsWritten</code>	“Media Units Written” in the Endurance Group Log. See 5.14.1.9
Type	Int64	
Description	The property contains the total number of data units written from this endurance group.	

	R edfish/Swordfish	NVMe / NVMe-oF
LongDescription	The property shall contain the total number of data units written from this endurance group. This value includes host and controller writes due to internal operations such as garbage collection. The value is reported in billions, where a value of 1 corresponds to 1 billion bytes written, and is rounded up. A value of zero indicates the property is unsupported.	
Mandatory	Required	
Notes		

6.6.2.16 NVMeEnduranceGroupProperties.EndGrpLifetime.HostReadCommandCount

The mapping for `NVMeEnduranceGroupProperties.EndGrpLifetime.HostReadCommandCount` is summarized in Table 183.

Table 183: `NVMeEnduranceGroupProperties.EndGrpLifetime.HostReadCommandCount` mapping

	Redfish/Swordfish	NVMe / NVMe-oF
Property	<code>NVMeEnduranceGroupProperties.EndGrpLifetime.HostReadCommandCount</code>	“Host Read Commands” in the Endurance Group Log. See 5.14.1.9
Type	Int64	
Description	This property contains the number of read commands completed by all controllers in the NVM subsystem for the Endurance Group.	
LongDescription	This property shall contain the number of read commands completed by all controllers in the NVM subsystem for the Endurance Group. For the NVM command set, the is the number of compare commands and read commands.	
Mandatory	Required	

	Redfish/Swordfish	NVMe / NVMe-oF
Notes		

6.6.2.17 NVMeEnduranceGroupProperties.EndGrpLifetime.HostWriteCommandCount

The mapping for `NVMeEnduranceGroupProperties.EndGrpLifetime.HostWriteCommandCount` is summarized in Table 184.

Table 184: `NVMeEnduranceGroupProperties.EndGrpLifetime.HostWriteCommandCount` mapping

	Redfish/Swordfish	NVMe / NVMe-oF
Property	<code>NVMeEnduranceGroupProperties.EndGrpLifetime.HostWriteCommandCount</code>	“Host Write Commands” in the Endurance Group Log. See 5.14.1.9
Type	Int64	
Description	This property contains the number of write commands completed by all controllers in the NVM subsystem for the Endurance Group.	
LongDescription	This property shall contain the number of write commands completed by all controllers in the NVM subsystem for the Endurance Group. For the NVM command set, this is the number of compare commands and write commands.	
Mandatory	Required	

	Redfish/Swordfish	NVMe / NVMe-oF
Notes		

6.6.2.18 NVMeEnduranceGroupProperties.EndGrpLifetime.MediaAndDataIntegrityErrorCount

The mapping for `NVMeEnduranceGroupProperties.EndGrpLifetime.MediaAndDataIntegrityErrorCount` is summarized in Table 185.

Table 185: `NVMeEnduranceGroupProperties.EndGrpLifetime.MediaAndDataIntegrityErrorCount` mapping

	Redfish/Swordfish	NVMe / NVMe-oF
Property	<code>NVMeEnduranceGroupProperties.EndGrpLifetime.MediaAndDataIntegrityErrorCount</code>	“Media and Data Integrity Errors” in the Endurance Group Log. See 5.14.1.9
Type	Int64	
Description	This property contains the number of occurrences where the controller detected an unrecovered data integrity error for the Endurance Group.	
LongDescription	This property shall contain the number of occurrences where the controller detected an unrecovered data integrity error for the Endurance Group. Errors such as uncorrectable ECC, CRC checksum failure, or LBA tag mismatch are included in this field.	

	Redfish/Swordfish	NVMe / NVMe-oF
Mandatory	Required	
Notes		

6.6.2.19 NVMeEnduranceGroupProperties.EndGrpLifetime.ErrorInformationLogEntryCount

The mapping for `NVMeEnduranceGroupProperties.EndGrpLifetime.ErrorInformationLogEntryCount` is summarized in Table 186.

Table 186: `NVMeEnduranceGroupProperties.EndGrpLifetime.ErrorInformationLogEntryCount` mapping

	Redfish/Swordfish	NVMe / NVMe-oF
Property	<code>NVMeEnduranceGroupProperties.EndGrpLifetime.ErrorInformationLogEntryCount</code>	“Number of Error Information Log Entries” in the Endurance Group Log. See 5.14.1.9
Type	Int64	
Description	This property contains the number of error information log entries over the life of the controller for the endurance group.	
LongDescription	This property shall contain the number of error information log entries over the life of the controller for the endurance group.	
Mandatory	Required	
Notes		

6.6.2.20 NVMeSetProperties.SetIdentifier The mapping for NVMeSetProperties.SetIdentifier is summarized in Table 187.

Table 187: NVMeSetProperties.SetIdentifier

	Redfish/Swordfish	NVMe / NVMe-oF
Property	NVMeSetProperties.SetIdentifier	NVM Spec Property / Field: NVMSETID NVM Spec: Section:Figure NVMe 1.4a: Section 5.15.2.5, Figure 253: NVM Set Attributes Entry
Type	String	NVM Spec Property Type: 16-bit value Additional NVM Spec Identifying Information: ByteOffset: 01:00
Description	A 16-bit hex value that contains the NVMe Set identifier.	
LongDescription	This property shall contain a 16-bit hex value that contains the NVMe Set identifier. The NVM Set identifier is unique within a subsystem. Reserved values include 0.	
Mandatory	Do Not Implement.	
Notes	Do not implement NVMeSetProperties as part of an EnduranceGroup.	

6.6.2.21 NVMeSetProperties.OptimalWriteSizeBytes The mapping for NVMeSetProperties.OptimalWriteSizeBytes is summarized in Table 188.

Table 188: NVMeSetProperties.OptimalWriteSizeBytes mapping

	R edfish/Swordfish	NVMe / NVMe-oF
Property	NVMeSetProperties.OptimalWriteSizeBytes	NVM Spec Property / Field: OptimalWriteSize NVM Spec: Section:Figure NVMe 1.4a: Section 5.15.2.5, Figure 253: NVM Set Attributes Entry
Type	Int64	NVM Spec Property Type: Bytes Additional NVM Spec Identifying Information: ByteOffset: 15:12
Description	This property contains the Optimal Write Size in Bytes for this NVMe Set.	
LongDescription	This property shall contain the Optimal Write Size in Bytes for this NVMe Set.	
Mandatory	Do Not Implement.	
Notes		Do not implement NVMeSetProperties as part of an EnduranceGroup.

6.6.2.22 NVMeSetProperties.EnduranceGroupIdentifier The mapping for NVMeSetProperties.EnduranceGroupIdentifier is summarized in Table 189.

Table 189: NVMeSetProperties.EnduranceGroupIdentifier mapping

	Redfish/Swordfish	NVMe / NVMe-oF
Property	NVMeSetProperties.EnduranceGroupIdentifier	NVM Spec Property / Field: EnduranceGroupIdentifier NVM Spec: Section:Figure NVMe 1.4a: Section 5.15.2.5, Figure 253: NVM Set Attributes Entry
Type	String	NVM Spec Property Type: 2 bytes Additional NVM Spec Identifying Information: ByteOffset: 03:02
Description	A 16-bit hex value that contains the endurance group identifier.	
LongDescription	This property shall contain a 16-bit hex value that contains the endurance group identifier. The endurance group identifier is unique within a subsystem. Reserved values include 0.	
Mandatory	Do Not Implement.	
Notes	Do not implement NVMeSetProperties as part of an EnduranceGroup.	

6.6.2.23 NVMeSetProperties.Random4kReadTypicalNanoSeconds The mapping for NVMeSetProperties.Random4kReadTypicalNanoSeconds is summarized in Table 190.

Table 190: NVMeSetProperties.Random4kReadTypicalNanoSeconds mapping

	Redfish/Swordfish	NVMe / NVMe-oF
Property	NVMeSetProperties.Random4kReadTypicalNanoSeconds	NVM Spec Property / Field: Random 4 KiB Read Typical NVM Spec: Section:Figure NVMe 1.4a: Section 5.15.2.5, Figure 253: NVM Set Attributes Entry
Type	Int64	NVM Spec Property Type: 4 bytes Additional NVM Spec Identifying Information: ByteOffset: 11:08
Description	Indicates the typical time to complete a 4k read in 100 nano-second units when the NVM Set is in a Predictable Latency Mode Deterministic Window and there is 1 outstanding command per NVM Set.	

	Redfish/Swordfish	NVMe / NVMe-oF
LongDescription	This property shall contain the typical time to complete a 4k read in 100 nano-second units when the NVM Set is in a Predictable Latency Mode Deterministic Window and there is 1 outstanding command per NVM Set.	
Mandatory	Do Not Implement.	
Notes		Do not implement NVMeSetProperties as part of an EnduranceGroup.

6.6.2.24 Status.Health The mapping for `Status.Health` is summarized in Table 191.

Table 191: `Status.Health` mapping

	Redfish/Swordfish	NVMe / NVMe-oF
Property	<code>Status.Health</code>	N/A
Type	<code>Resource.Health</code>	N/A
Description	The health state of this resource in the absence of its dependent resources.	
LongDescription	This property shall represent the health state of the resource without considering its dependent resources. The values shall conform to those defined in the Redfish Specification.	
Mandatory		Do not implement
Notes	Possible Values: OK / Warning / Critical	There is not a clear mapping for health of an Endurance Group. Do not implement this property.

6.6.2.25 Status.State The mapping for `Status.State` is summarized in Table 192.

Table 192: `Status.State` mapping

	Redfish/Swordfish	NVMe / NVMe-oF
Property	<code>Status.State</code>	N/A
Type	<code>Resource.State</code> (enum)	N/A
Description	The known state of the resource, such as, enabled.	

	R edfish/Swordfish	NVMe / NVMe-oF
LongDescription	<p>This property shall indicate whether and why this component is available. Enabled indicates the resource is available. Disabled indicates the resource has been intentionally made unavailable but it can be enabled. Offline indicates the resource is unavailable intentionally and requires action to make it available. InTest indicates that the component is undergoing testing. Starting indicates that the resource is becoming available. Absent indicates the resource is physically unavailable.</p>	
Mandatory		Do not implement

	Redfish/Swordfish	NVMe / NVMe-oF
Notes	Possible values: Enabled / Disabled / StandbyOffline / StandbySare / InTest / Starting / ABsent / UnavailableOffline / Deferring / Quiesced / Updating / Qualified	There is not a clear mapping for State of an Endurance Group. Do not implement this property.

6.7 NVM Set

The Redfish/Swordfish Storage Pool schema is used to represent an NVM Set.

6.7.1 Mockup

The following mockup shows a sample representation of the Storage Pool schema used to represent an NVM Set.

```
{
  "@Redfish.Copyright": "Copyright 2015-2020 SNIA. All rights reserved.",
  "@odata.id": "/redfish/v1/Storage/FabricAttachArray/StoragePools/NVMeSet1",
  "@odata.type": "#StoragePool.v1_4_0.StoragePool",
  "Id": "1",
  "Name": "Set 1",
  "Description": "First Set",
  "Status": {
    "State": "Enabled",
    "Health": "OK"
  },
  "NVMeSetProperties": {
    "SetIdentifier": "0x1F",
    "EnduranceGroupIdentifier": "0x1",
    "Random4kReadTypicalNanoSeconds": 34534345348,
    "UnallocatedNVMNamespaceCapacityBytes": 5497558138880,
    "OptimalWriteSizeBytes": 512
  },
  "Capacity": {
    "Data": {
      "AllocatedBytes": 10995116277760,
      "ConsumedBytes": 5497558138880
    }
  },
  "AllocatedVolumes": {
    "@odata.id": "/redfish/v1/Storage/FabricAttachArray/StoragePools/NVMeSet1/AllocatedVolumes"
  }
}
```


6.7.2 Property Mapping

6.7.2.1 AllocatedVolumes The mapping for `AllocatedVolumes` is summarized in Table 193.

Table 193: `AllocatedVolumes` mapping

	Redfish/Swordfish	NVMe / NVMe-oF
Property	<code>AllocatedVolumes</code>	NVM Spec Property / Field: NVM Spec: Section:Figure
Type	<code>VolumeCollection</code> .	
Description	A reference to the collection of volumes allocated from this storage pool.	
LongDescription	The value of this property shall contain a reference to the collection of volumes allocated from this storage pool.	
Mandatory	Required.	
Notes	A pointer to the set of namespaces allocated from this NVM Set.	The allocated volumes contains pointers to the allocated volumes objects. These are the set of namespaces created from this NVM Set.

6.7.2.2 Capacity.Data.AllocatedBytes The mapping for Name is summarized in Table 194

Table 194: Capacity.Data.AllocatedBytes mapping

	R edfish/Swordfish	NVMe / NVMe-oF
Property	Capacity.Data.AllocatedBytes	NVM Spec Property / Field: Total NVM Set Capacity NVM Spec: Section:Figure NVMe 1.4a: Section 5.15.2.5, Figure 253: NVM Set Attributes Entry
Type	Int64	NVM Spec Property Type: bytes Additional NVM Spec Identifying Information: ByteOffset: 31:16 for Total NVM Set Capacity
Description	The number of bytes currently allocated by the storage system in this data store for this data type.	
LongDescription	The value shall be the number of bytes currently allocated by the storage system in this data store for this data type.	
Mandatory	Required	
Notes		

6.7.2.3 Capacity.Data.ConsumedBytes The mapping for Capacity.Data.ConsumedBytes is summarized in Table 195.

Table 195: Capacity.Data.ConsumedBytes mapping

	Redfish/Swordfish	NVMe / NVMe-oF
Property	Capacity.Data.ConsumedBytes	NVM Spec Property / Field: Total NVM Set Capacity, Unallocated NVM Set Capacity NVM Spec: Section:Figure NVMe 1.4a: Section 5.15.2.5, Figure 253: NVM Set Attributes Entry
Type	Int64	NVM Spec Property Type: bytes Additional NVM Spec Identifying Information: ByteOffset: 31:16 for Total NVM Set Capacity
Byte 47:32 for Unallocated NVM Set Capacity.		
Description	The maximum number of bytes that can be allocated in this data store for this data type.	
LongDescription	The value shall be the maximum number of bytes that can be allocated in this data store for this data type.	
Mandatory	Required	

	Redfish/Swordfish	NVMe / NVMe-oF
Notes		This is calculated as “Total NVM Set Capacity” - “Unallocated NVM Set Capacity”.

6.7.2.4 CapacitySources The mapping for `CapacitySources` is summarized in Table 196.

Table 196: `CapacitySources` mapping

	Redfish/Swordfish	NVMe / NVMe-oF
Property	<code>CapacitySources</code>	
Type	Collection(<code>CapacitySource</code>)	
Description	An array of space allocations to this volume.	
LongDescription	Fully or partially consumed storage from a source resource. Each entry provides capacity allocation information from a named source resource.	
Mandatory	Recommended to not implement for NVMe Drives.	
Notes	Contains the information about the providing capacity (e.g, memory) for this namespace.	

6.7.2.5 CapacitySources@odata.count The mapping for `CapacitySources@odata.count` is summarized in Table 197.

Table 197: `CapacitySources@odata.count` mapping

	Redfish/Swordfish	NVMe / NVMe-oF
Property	<code>CapacitySources@odata.count</code>	
Type	<code>(odata property)int64</code>	
Description	Count of the number of items in the <code>CapacitySources</code> array.	
LongDescription		
Mandatory	Do not implement for NVMe Drives.	
Notes		

6.7.2.6 Description The mapping for `Description` is summarized in Table 198.

Table 198: Description mapping

	Redfish/Swordfish	NVMe / NVMe-oF
Property	Description	NVM Spec Property / Field: N/A
Type	String	N/A
Description	The description of this resource.	See note below.
LongDescription	This object represents the description of this resource. The resource values shall comply with the Redfish Specification-described requirements.	
Mandatory		
Notes	In Redfish, <code>Description</code> is a read-only field.	Return the common description: “An NVM Set is a collection of NVM that is separate (logically and potentially physically) from NVM in other NVM Sets. One or more namespaces may be created within an NVM Set and those namespaces inherit the attributes of the NVM Set. A namespace is wholly contained within a single NVM Set and shall not span more than one NVM Set.”

6.7.2.7 Links.OwningStorageResource The mapping for `Links.OwningStorageResource` is summarized in Table 199.

Table 199: `Links.OwningStorageResource` mapping

	R edfish/Swordfish	NVMe / NVMe-oF
Property	Links.Ownin gStorageResource	
Type	Storage.Storage	
Description	A pointer to the Storage resource that owns or contains this StoragePool.	
LongDescription	This shall be a pointer to the Storage resource that owns or contains this StoragePool.	
Mandatory	Required.	
Notes	Contains a pointer to the NVM Subsystem that contains this NVM Set.	

6.7.2.8 Name

The mapping for Name is summarized in Table 200

Table 200: Name mapping

	Redfish/Swordfish	NVMe / NVMe-oF
Property	Name	NVM Spec Property / Field: NVMSETID NVM Spec: Section:Figure NVMe 1.4a: Section 5.15.2.5, Figure 253: NVM Set Attributes Entry
Type	String	NVM Spec Property Type: 16-bit value Additional NVM Spec Identifying Information: ByteOffset: 01:00
Description	The name of the resource or array member.	
LongDescription	This object represents the name of this resource or array member. The resource values shall comply with the Redfish Specification-described requirements. This string value shall be of the 'Name' reserved word format.	
Mandatory	Required	

	Redfish/Swordfish	NVMe / NVMe-oF
Notes	In Redfish, Name is a read-only field.	Map the NVMSETID field to a string with the format: "0xABCD"

6.7.2.9 NVMeProperties.NVMePoolType The mapping for NVMeProperties.NVMePoolType is summarized in Table 201.

Table 201: NVMeProperties.NVMePoolType

	R edfish/Swordfish	NVMe / NVMe-oF
Property	StoragePool.NVMePoolType	
Type	Enum	
Description	Indicates whether the StoragePool is used as an EnduranceGroup or an NVMSet.	
LongDescription	This property shall indicate whether the StoragePool is used as an EnduranceGroup or an NVMSet.	
Mandatory	Required	
Notes	Set as “NVMSet”	

6.7.2.10 NVMeEnduranceGroupProperties.PredictedMediaLifeLeftPercent

The mapping for NVMeEnduranceGroupProperties.PredictedMediaLifeLeftPercent is summarized in Table 202.

Table 202: NVMeEnduranceGroupProperties.PredictedMediaLifeLeftPercent mapping

	Redfish/Swordfish	NVMe / NVMe-oF
Property	NVMeEnduranceGroupProperties.PredictedMediaLifeLeftPercent	“Percentage Used” in the Endurance Group Log. See 5.14.1.9
Type	Decimal %	
Description	The percentage of reads and writes that are predicted to be available for the media.	
LongDescription	This property shall contain an indicator of the percentage of life remaining in the drive’s media.	
Mandatory	Do Not Implement.	
Notes		Do not implement NVMeEnduranceGroupProperties as part of an NVM Set.

6.7.2.11 NVMeEnduranceGroupProperties.EndGrpLifetime.PercentUsed The mapping for `NVMeEnduranceGroupProperties.EndGrpLifetime.PercentUsed` is summarized in Table 203.

Table 203: `NVMeEnduranceGroupProperties.EndGrpLifetime.PercentUsed` mapping

	Redfish/Swordfish	NVMe / NVMe-oF
Property	NVMeEnduranceGroupProperties.EndGrpLifetime.PercentUsed	“Percentage Used” in the Endurance Group Log. See 5.14.1.9
Type	Int64	
Description	A vendor-specific estimate of the percent life used for the endurance group based on the actual usage and the manufacturer prediction of NVM life.	

	Redfish/Swordfish	NVMe / NVMe-oF
LongDescription	<p>This property shall contain A vendor-specific estimate of the percent life used for the endurance group based on the actual usage and the manufacturer prediction of NVM life. A value of 100 indicates that the estimated endurance of the NVM in the Endurance Group has been consumed, but may not indicate an NVM failure. According to the NVMe and JEDEC specs, the value is allowed to exceed 100. Percentages greater than 254 shall be represented as 255.</p>	
Mandatory	Do Not Implement.	
Notes	Do not implement NVMeEnduranceGroupProperties as part of an NVM Set.	

6.7.2.12 NVMeEnduranceGroupProperties.EndGrpLifetime.EnduranceEstimate

The mapping for `NVMeEnduranceGroupProperties.EndGrpLifetime.EnduranceEstimate` is summarized in Table 204.

Table 204: `NVMeEnduranceGroupProperties.EndGrpLifetime.EnduranceEstimate` mapping

	Redfish/Swordfish	NVMe / NVMe-oF
Property	<code>NVMeEnduranceGroupProperties.EndGrpLifetime.EnduranceEstimate</code>	“Endurance Estimate” in the Endurance Group Log. See 5.14.1.9
Type	Int64	
Description	This property contains an estimate of the total number of data bytes that may be written to the Endurance Group over the lifetime of the Endurance Group assuming a write amplification of 1.	

	Redfish/Swordfish	NVMe / NVMe-oF
LongDescription	This property shall contain an estimate of the total number of data bytes that may be written to the Endurance Group over the lifetime of the Endurance Group assuming a write amplification of 1. The value is reported in billions, where a value of 1 corresponds to 1 billion bytes written, and is rounded up. A value of zero indicates endurance estimates are unsupported.	
Mandatory	Do Not Implement.	
Notes		Do not implement NVMeEnduranceGroupProperties as part of an NVM Set.

6.7.2.13 NVMeEnduranceGroupProperties.EndGrpLifetime.DataUnitsRead

The mapping for `NVMeEnduranceGroupProperties.EndGrpLifetime.DataUnitsRead` is summarized in Table 205.

Table 205: `NVMeEnduranceGroupProperties.EndGrpLifetime.DataUnitsRead` mapping

	Redfish/Swordfish	NVMe / NVMe-oF
Property	NVMeEnduranceGroupProperties.EndGrpLifetime.DataUnitsRead	
Type	Int64	
Description	The property contains the total number of data units read from this endurance group.	

	Redfish/Swordfish	NVMe / NVMe-oF
LongDescription	The property shall contain the total number of data units read from this endurance group. This value does not include controller reads due to internal operations such as garbage collection. The value is reported in billions, where a value of 1 corresponds to 1 billion bytes written, and is rounded up. A value of zero indicates the property is unsupported.	
Mandatory	Do Not Implement.	
Notes		Do not implement NVMeEnduranceGroupProperties as part of an NVM Set.

6.7.2.14 NVMeEnduranceGroupProperties.EndGrpLifetime.DataUnitsWritten

The mapping for `NVMeEnduranceGroupProperties.EndGrpLifetime.DataUnitsWritten` is summarized in Table 206.

Table 206: `NVMeEnduranceGroupProperties.EndGrpLifetime.DataUnitsWritten` mapping

	Redfish/Swordfish	NVMe / NVMe-oF
Property	<code>NVMeEnduranceGroupProperties.EndGrpLifetime.DataUnitsWritten</code>	“Data Units Written” in the Endurance Group Log. See 5.14.1.9
Type	Int64	
Description	The property contains the total number of data units written from this endurance group.	

	Redfish/Swordfish	NVMe / NVMe-oF
LongDescription	The property shall contain the total number of data units written from this endurance group. This value does not include controller writes due to internal operations such as garbage collection. The value is reported in billions, where a value of 1 corresponds to 1 billion bytes written, and is rounded up. A value of zero indicates the property is unsupported.	
Mandatory	Do Not Implement.	
Notes		Do not implement NVMeEnduranceGroupProperties as part of an NVM Set.

6.7.2.15 NVMeEnduranceGroupProperties.EndGrpLifetime.MediaUnitsWritten

The mapping for `NVMeEnduranceGroupProperties.EndGrpLifetime.MediaUnitsWritten` is summarized in Table 207.

Table 207: `NVMeEnduranceGroupProperties.EndGrpLifetime.MediaUnitsWritten` mapping

	Redfish/Swordfish	NVMe / NVMe-oF
Property	<code>NVMeEnduranceGroupProperties.EndGrpLifetime.MediaUnitsWritten</code>	“Media Units Written” in the Endurance Group Log. See 5.14.1.9
Type	Int64	
Description	The property contains the total number of data units written from this endurance group.	

	Redfish/Swordfish	NVMe / NVMe-oF
LongDescription	The property shall contain the total number of data units written from this endurance group. This value includes host and controller writes due to internal operations such as garbage collection. The value is reported in billions, where a value of 1 corresponds to 1 billion bytes written, and is rounded up. A value of zero indicates the property is unsupported.	
Mandatory	Do Not Implement.	
Notes		Do not implement NVMeEnduranceGroupProperties as part of an NVM Set.

6.7.2.16 NVMeEnduranceGroupProperties.EndGrpLifetime.HostReadCommandCount

The mapping for `NVMeEnduranceGroupProperties.EndGrpLifetime.HostReadCommandCount` is summarized in Table 208.

Table 208:

`NVMeEnduranceGroupProperties.EndGrpLifetime.HostReadCommandCount` mapping

	Redfish/Swordfish	NVMe / NVMe-oF
Property	<code>NVMeEnduranceGroupProperties.EndGrpLifetime.HostReadCommandCount</code>	“Host Read Commands” in the Endurance Group Log. See 5.14.1.9
Type	Int64	
Description	This property contains the number of read commands completed by all controllers in the NVM subsystem for the Endurance Group.	
LongDescription	This property shall contain the number of read commands completed by all controllers in the NVM subsystem for the Endurance Group. For the NVM command set, the is the number of compare commands and read commands.	
Mandatory	Do Not Implement.	

	Redfish/Swordfish	NVMe / NVMe-oF
Notes		Do not implement NVMeEnduranceGroupProperties as part of an NVM Set.

6.7.2.17 NVMeEnduranceGroupProperties.EndGrpLifetime.HostWriteCommandCount

The mapping for `NVMeEnduranceGroupProperties.EndGrpLifetime.HostWriteCommandCount` is summarized in Table 209.

Table 209:

`NVMeEnduranceGroupProperties.EndGrpLifetime.HostWriteCommandCount` mapping

	Redfish/Swordfish	NVMe / NVMe-oF
Property	<code>NVMeEnduranceGroupProperties.EndGrpLifetime.HostWriteCommandCount</code>	“Host Write Commands” in the Endurance Group Log. See 5.14.1.9
Type	Int64	
Description	This property contains the number of write commands completed by all controllers in the NVM subsystem for the Endurance Group.	
LongDescription	This property shall contain the number of write commands completed by all controllers in the NVM subsystem for the Endurance Group. For the NVM command set, this is the number of compare commands and write commands.	
Mandatory	Do Not Implement.	

	Redfish/Swordfish	NVMe / NVMe-oF
Notes		Do not implement NVMeEnduranceGroupProperties as part of an NVM Set.

6.7.2.18 NVMeEnduranceGroupProperties.EndGrpLifetime.MediaAndDataIntegrityErrorCount

The mapping for `NVMeEnduranceGroupProperties.EndGrpLifetime.MediaAndDataIntegrityErrorCount` is summarized in Table 210.

Table 210:

`NVMeEnduranceGroupProperties.EndGrpLifetime.MediaAndDataIntegrityErrorCount` mapping

	Redfish/Swordfish	NVMe / NVMe-oF
Property	<code>NVMeEnduranceGroupProperties.EndGrpLifetime.MediaAndDataIntegrityErrorCount</code>	“Media and Data Integrity Errors” in the Endurance Group Log. See 5.14.1.9
Type	Int64	
Description	This property contains the number of occurrences where the controller detected an unrecovered data integrity error for the Endurance Group.	

	Redfish/Swordfish	NVMe / NVMe-oF
LongDescription	This property shall contain the number of occurrences where the controller detected an unrecovered data integrity error for the Endurance Group. Errors such as uncorrectable ECC, CRC checksum failure, or LBA tag mismatch are included in this field.	
Mandatory	Do Not Implement.	
Notes		Do not implement NVMeEnduranceGroupProperties as part of an NVM Set.

6.7.2.19 NVMeEnduranceGroupProperties.EndGrpLifetime.ErrorInformationLogEntryCount

The mapping for `NVMeEnduranceGroupProperties.EndGrpLifetime.ErrorInformationLogEntryCount` is summarized in Table 211.

Table 211:

`NVMeEnduranceGroupProperties.EndGrpLifetime.ErrorInformationLogEntryCount` mapping

	Redfish/Swordfish	NVMe / NVMe-oF
Property	<code>NVMeEnduranceGroupProperties.EndGrpLifetime.ErrorInformationLogEntryCount</code>	“Number of Error Information Log Entries” in the Endurance Group Log. See 5.14.1.9
Type	Int64	
Description	This property contains the number of error information log entries over the life of the controller for the endurance group.	
LongDescription	This property shall contain the number of error information log entries over the life of the controller for the endurance group.	
Mandatory	Do Not Implement.	
Notes		Do not implement <code>NVMeEnduranceGroupProperties</code> as part of an NVM Set.

6.7.2.20 NVMeSetProperties.SetIdentifier The mapping for `NVMeSetProperties.SetIdentifier` is summarized in Table 212.

Table 212: NVMeSetProperties.SetIdentifier

	R edfish/Swordfish	NVMe / NVMe-oF
Property	NVMeSetProperties.SetIdentifier	NVM Spec Property / Field: NVMSETID NVM Spec: Section:Figure NVMe 1.4a: Section 5.15.2.5, Figure 253: NVM Set Attributes Entry
Type	String	NVM Spec Property Type: 16-bit value Additional NVM Spec Identifying Information: ByteOffset: 01:00
Description	A 16-bit hex value that contains the NVMe Set identifier.	
LongDescription	This property shall contain a 16-bit hex value that contains the NVMe Set identifier. The NVM Set identifier is unique within a subsystem. Reserved values include 0.	
Mandatory	Required	
Notes	Return as hex value as described in the Swordfish schema.	

6.7.2.21 NVMeSetProperties.OptimalWriteSizeBytes The mapping for NVMeSetProperties.OptimalWriteSizeBytes is summarized in Table 213.

Table 213: NVMeSetProperties.OptimalWriteSizeBytes mapping

	R edfish/Swordfish	NVMe / NVMe-oF
Property	NVMeSet Properties.Optim alWriteSizeBytes	NVM Spec Property / Field: OptimalWriteSize NVM Spec: Section:Figure NVMe 1.4a: Section 5.15.2.5, Figure 253: NVM Set Attributes Entry
Type	Int64	NVM Spec Property Type: Bytes Additional NVM Spec Identifying Information: ByteOffset: 15:12
Description	This property contains the Optimal Write Size in Bytes for this NVMe Set.	
LongDescription	This property shall contain the Optimal Write Size in Bytes for this NVMe Set.	
Mandatory	Required	
Notes		

6.7.2.22 NVMeSetProperties.EnduranceGroupIdentifier The mapping for NVMeSetProperties.EnduranceGroupIdentifier is summarized in Table 214.

Table 214: NVMeSetProperties.EnduranceGroupIdentifier mapping

	Redfish/Swordfish	NVMe / NVMe-oF
Property	NVMeSetProperties.EnduranceGroupIdentifier	NVM Spec Property / Field: EnduranceGroupIdentifier NVM Spec: Section:Figure NVMe 1.4a: Section 5.15.2.5, Figure 253: NVM Set Attributes Entry
Type	String	NVM Spec Property Type: 2 bytes Additional NVM Spec Identifying Information: ByteOffset: 03:02
Description	A 16-bit hex value that contains the endurance group identifier.	
LongDescription	This property shall contain a 16-bit hex value that contains the endurance group identifier. The endurance group identifier is unique within a subsystem. Reserved values include 0.	
Mandatory	Required	
Notes		

6.7.2.23 NVMeSetProperties.Random4kReadTypicalNanoSeconds The mapping for NVMeSetProperties.Random4kReadTypicalNanoSeconds is summarized in Table 215.

Table 215: NVMeSetProperties.Random4kReadTypicalNanoSeconds mapping

	Redfish/Swordfish	NVMe / NVMe-oF
Property	NVMeSetProperties.Random4kReadTypicalNanoSeconds	NVM Spec Property / Field: Random 4 KiB Read Typical NVM Spec: Section:Figure NVMe 1.4a: Section 5.15.2.5, Figure 253: NVM Set Attributes Entry
Type	Int64	NVM Spec Property Type: 4 bytes Additional NVM Spec Identifying Information: ByteOffset: 11:08
Description	Indicates the typical time to complete a 4k read in 100 nano-second units when the NVM Set is in a Predictable Latency Mode Deterministic Window and there is 1 outstanding command per NVM Set.	

	Redfish/Swordfish	NVMe / NVMe-oF
LongDescription	This property shall contain the typical time to complete a 4k read in 100 nano-second units when the NVM Set is in a Predictable Latency Mode Deterministic Window and there is 1 outstanding command per NVM Set.	
Mandatory	Required	
Notes	Convert from 100 nanosecond units to nanosecond units.	

6.7.2.24 NVMeSetProperties.UnallocatedNVMNamespaceCapacityBytes The mapping for `NVMeSetProperties.UnallocatedNVMNamespaceCapacityBytes` is summarized in Table 216.

Table 216: `NVMeSetProperties.Random4kReadTypicalNanoSeconds` mapping

	Redfish/Swordfish	NVMe / NVMe-oF
Property	<code>NVMeSetProperties.UnallocatedNVMNamespaceCapacityBytes</code>	NVM Spec Property / Field: Random 4 KiB Read Typical NVM Spec: Section:Figure NVMe 1.4a: Section 5.15.2.5, Figure 253: NVM Set Attributes Entry
Type	Int64	NVM Spec Property Type: 4 bytes Additional NVM Spec Identifying Information: ByteOffset: 47:32
Description	Indicates the unallocated capacity of the NVMe Set in bytes.	
LongDescription	This property shall contain the unallocated capacity of the NVMe Set in bytes.	
Mandatory	Required	
Notes		Convert from 100 nanosecond units to nanosecond units.

6.7.2.25 Status.State The mapping for `Status.State` is summarized in Table 217.

Table 217: Status.State mapping

	Redfish/Swordfish	NVMe / NVMe-oF
Property	Status.State	NVM Spec Property / Field: N/A
Type	Resource.State (enum)	N/A
Description	The known state of the resource, such as, enabled.	

	R edfish/Swordfish	NVMe / NVMe-oF
LongDescription	<p>This property shall indicate whether and why this component is available. Enabled indicates the resource is available. Disabled indicates the resource has been intentionally made unavailable but it can be enabled. Offline indicates the resource is unavailable intentionally and requires action to make it available. InTest indicates that the component is undergoing testing. Starting indicates that the resource is becoming available. Absent indicates the resource is physically unavailable.</p>	
Mandatory		Do not implement.

	Redfish/Swordfish	NVMe / NVMe-oF
Notes	Possible values: Enabled / Disabled / StandbyOffline / StandbySpare / InTest / Starting / ABsent / UnavailableOffline / Deferring / Quiesced / Updating / Qualified	There is not a clear mapping for State of an NVM Set. Do not implement this property.

6.7.2.26 Status.Health The mapping for `Status.Health` is summarized in Table 218.

Table 218: `Status.Health` mapping

	Redfish/Swordfish	NVMe / NVMe-oF
Property	<code>Status.Health</code>	NVM Spec Property / Field: N/A
Type	<code>Resource.Health</code>	N/A
Description	The health state of this resource in the absence of its dependent resources.	
LongDescription	This property shall represent the health state of the resource without considering its dependent resources. The values shall conform to those defined in the Redfish Specification.	
Mandatory		Do not implement.
Notes	Possible Values: OK / Warning / Critical	There is not a clear mapping for health of an NVM Set. Do not implement this property.

6.8 Drive

The Redfish/Swordfish Drive schema represent the physical attributes of an NVMe drive object.

6.8.1 Mockup

The following mockup shows a sample representation of the Volume schema used to represent an NVM Namespace.

```
{
  "@odata.id": "/redfish/v1/Chassis/SimplestNVMeSSD/Drives/SimplestNVMeSSD",
  "@odata.type": "#Drive.v1_9_0.Drive",
  "IndicatorLED": "Lit",
  "Model": "ST9146802SS",
  "Revision": "S20A",
  "Status": {
    "State": "Enabled",
    "Health": "OK"
  },
  "CapacityBytes": 899527000000,
  "FailurePredicted": false,
  "Protocol": "NVMe",
  "MediaType": "SSD",
  "Manufacturer": "Contoso",
  "SerialNumber": "72D0A037FRD26",
  "PartNumber": "SG0GP8811253178M02GJA00",
  "Identifiers": [{
    "DurableNameFormat": "NAA",
    "DurableName": "500003942810D13A"
  }],
  "CapableSpeedGbs": 12,
  "NegotiatedSpeedGbs": 12,
  "Links": {
    "Volumes": [{
      "@odata.id": "/redfish/v1/Systems/Sys-
↪ 1/Storage/SimplestNVMeSSD/Volumes/SimpleNamespace"
    }]
  },
  "Actions": {
    "#Drive.Reset": {
      "target": "/red-
↪ fish/v1/Chassis/SimplestNVMeSSD/Drives/SimplestNVMeSSD/Actions/Drive.Reset"
```



```
}  
}  
}
```

6.8.2 Property Mapping

6.8.2.1 Actions.#Drive.Reset The mapping for `Actions.#Drive.Reset` is summarized in Table 219.

Table 219: `Actions.#Drive.Reset` mapping

	Redfish/Swordfish	NVMe / NVMe-oF
Property	<code>Actions.#Drive.Reset</code>	NVM Spec Property / Field: Shutdown Notification (SHN) NVM Spec: Section:Figure Figure 78: Offset 14h, Bits 15:14
Type	Action (Special form of POST)	
Description	This action resets this drive.	
LongDescription	This action shall reset this drive.	
Mandatory	Required for NVMe Drives	
Notes	This action has a mandatory property of "ResetType", which can be any of On/ForceOff/GracefulShutdown/GracefulRestart/Nmi/ForceRestart/ForceOn/PowerButton/PowerCycle.	Usage: A normal NVM Subsystem shutdown maps to GracefulShutdown; Subsystem Reset maps to ForceRestart; abrupt Subsystem Shutdown maps to ForceOff. If an implementation that supports the functionality, then they may implement PowerCycle.

6.8.2.2 Actions.#Drive.SecureErase The mapping for `Actions.#Drive.SecureErase` is summarized in Table 220.

Table 220: Actions.#Drive.SecureErase mapping

	R edfish/Swordfish	NVMe / NVMe-oF
Property	Actions.#Drive.SecureErase	NVM Spec Property / Field: NVM Spec: Section 5.24 Sanitize Command
Type	Action (Special form of POST)	
Description	This action securely erases the contents of the drive.	
LongDescription	This action shall securely erase the drive.	TD
Mandatory	Yes	
Notes		Maps to sanitize. Implementation can support any variant.

6.8.2.3 Assembly.BinaryDataURI The mapping for Assembly.BinaryDataURI is summarized in Table 221.

Table 221: Assembly.BinaryDataURI mapping

	R edfish/Swordfish	NVMe / NVMe-oF
Property	Assembly.BinaryDataURI	NVMe-MI Spec Property / Field: Vital Product Data (VPD) NVM Spec: Section:Figure NVMe-MI: Section 9.2
Type	String	

	Redfish/Swordfish	NVMe / NVMe-oF
Description	The URI at which to access an image of the assembly information.	
LongDescription	This property shall contain the URI at which to access an image of the assembly information, using the Redfish protocol and authentication methods. The Service provides this URI for the download of the OEM-specific binary image of the assembly data. An HTTP GET from this URI shall return a response payload of MIME type application/octet-stream. If the service supports it, an HTTP PUT to this URI shall replace the binary image of the assembly.	
Mandatory	Recommended	
Notes		Use to map binary blob via NVMe MI to the VPD.

6.8.2.4 BlockSizeBytes The mapping for `BlockSizeBytes` is summarized in Table 222.

Table 222: `BlockSizeBytes` mapping

	R edfish/Swordfish	NVMe / NVMe-oF
Property	<code>BlockSizeBytes</code>	NVM Spec Property / Field: Formatted LBA Size (FLBAS) NVM Spec: Section:Figure 247: byte 26
Type	Int64	
Description	The size, in bytes, of the smallest addressable unit, or block.	
LongDescription	This property shall contain size of the smallest addressable unit of the associated drive.	
Mandatory	Required	
Notes		Follow index in 247: Byte 26 (bits 3:0) to the LBA format structure to get the metadata size and LBA data size combination. These combined values are <code>BlockSizeBytes</code> .

6.8.2.5 CapableSpeedGpbs The mapping for `CapableSpeedGpbs` is summarized in Table 223.

Table 223: CapableSpeedGpbs mapping

	Redfish/Swordfish	NVMe / NVMe-oF
Property	CapableSpeedGpbs	NVM Spec Property / Field: PXCAP+Ch NVM Spec: Section:Figure 53
Type	Decimal	
Description	The speed, in gigabit per second (Gbit/s), at which this drive can communicate to a storage controller in ideal conditions.	
LongDescription	This property shall contain fastest capable bus speed, in gigabit per second (Gbit/s), of the associated drive.	
Mandatory	Required	
Notes		For PCIe, this is in the PCIe link capabilities (PXCAP+Ch). Figure 53. For NVMe-oF this is not specified; use the value for the highest supported native capability.

6.8.2.6 CapacityBytes The mapping for CapacityBytes is summarized in Table 225.

For drives supporting only a single namespace (no or default endurance group / set only):

Table 224: CapacityBytes for single namespace mapping

	Redfish/Swordfish	NVMe / NVMe-oF
Property	CapacityBytes	NVM Spec Property / Field: Namespace Size (NSZE) NVM Spec: Section:Figure NVMe 1.4a: Section 5.15.2.1 (Identify Namespace), Figure 247
Type	Int64	NVM Spec Property Type: int 64 Additional NVM Spec Identifying Information: ByteOffset: 07:00, Identify Namespace data structure
Description	The size, in bytes, of this drive.	The total size of the NVMe allocated to this namespace.
LongDescription	This property shall contain the raw size, in bytes, of the associated drive.	The total size of the NVMe allocated to this namespace. The value is in bytes. This field shall be supported if the Namespace Management capability (refer to NVMe Base Specification section 8.12) is supported. This field may not correspond to the logical block size multiplied by the Namespace Size field. Due to thin provisioning or other settings (e.g., endurance), this field may be larger or smaller than the Namespace Size reported.
Mandatory	Required	No

	Redfish/Swordfish	NVMe / NVMe-oF
Notes	Reporting capacity in bytes is the Redfish and Swordfish standard mechanism.	Returned in bytes 63:48 of the Identify Namespace Data Structure (NVM Command Set Specific). Reference NVMe Base Specification section in 5.15.2.1 and figure 247.

For drives supporting multiple namespaces:

Table 225: CapacityBytes for single namespace mapping

	Redfish/Swordfish	NVMe / NVMe-oF
Property	CapacityBytes	The Total Endurance Group Capacity. Just the “Total Endurance Group Capacity” in the Endurance Group Log. See 5.14.1.9 + TP 4009
Type	Int64	
Description	The number of bytes currently allocated by the storage system in this data store for this data type.	
LongDescription	The value shall be the number of bytes currently allocated by the storage system in this data store for this data type.	
Mandatory		

	Redfish/Swordfish	NVMe / NVMe-oF
Notes		Note: This is not in 1.4a because TP 4009 was not integrated.

6.8.2.7 Description The mapping for `Description` is summarized in Table 226.

Table 226: Description mapping

	Redfish/Swordfish	NVMe / NVMe-oF
Property	Description	N/A
Type	String	N/A
Description	The description of this resource.	N/A
LongDescription	This object represents the description of this resource. The resource values shall comply with the Redfish Specification-described requirements.	N/A
Mandatory	Yes	N/A
Notes	In Redfish, <code>Description</code> is a read-only field.	

6.8.2.8 EncryptionAbility The mapping for `EncryptionAbility` is summarized in Table 227.

Table 227: EncryptionAbility mapping

	Redfish/Swordfish	NVMe / NVMe-oF
Property	EncryptionAbility	N/A
Type	Enum (EncryptionAbility)	
Description	The encryption ability of this drive.	
LongDescription	This property shall contain the encryption ability for the associated drive.	
Mandatory	Required	
Notes	Required when encryption is supported. Available values: None/SelfEncryptingDrive/Other	Maps to vendor capabilities.

6.8.2.9 EncryptionStatus The mapping for EncryptionStatus is summarized in Table 228.

Table 228: EncryptionStatus mapping

	Redfish/Swordfish	NVMe / NVMe-oF
Property	EncryptionStatus	N/A
Type	Drive. EncryptionStatus	
Description	The status of the encryption of this drive.	

	R edfish/Swordfish	NVMe / NVMe-oF
LongDescription	This property shall contain the encryption status for the associated drive.	
Mandatory	DependsOn EncryptionAbility != None	
Notes	Must be implemented and set when Encryption is enabled (EncryptionAbility will indicate encryption capability type.) Possible values: Unlocked/locked/foreign/unencrypted	Set according to vendor specs / mapping.

6.8.2.10 FailurePredicted The mapping for FailurePredicted is summarized in Table 229.

Table 229: FailurePredicted mapping

	R edfish/Swordfish	NVMe / NVMe-oF
Property	FailurePredicted	NVM Spec Property / Field: SmartHealthLog NVM Spec: Section: Figure 196
Type	Boolean	

	Redfish/Swordfish	NVMe / NVMe-oF
Description	An indication of whether this drive currently predicts a failure in the near future.	
LongDescription	This property shall indicate whether this drive currently predicts a manufacturer-defined failure.	
Mandatory	Required	
Notes	Implements the results of the SMART log data.	Trigger when the smart health errors indicate an issue (e.g.): media and data integrity errors, and self-check.

6.8.2.11 Identifiers The mapping for `Identifiers` is summarized in Table 230.

Table 230: Identifiers mapping

	Redfish/Swordfish	NVMe / NVMe-oF
Property	Identifiers	NVM Subsystem NVMe Qualified Name (SUBNQN)
Type	Collection(Resource.Identifier)	An array of identifiers
Description	The Durable names for the subsystem.	An array of identifiers
LongDescription	This property shall contain a list of all known durable names for the associated subsystem.	This specifies the NVM Subsystem NVMe Qualified Name as a UTF-8 null-terminated string. Refer to NVMe Base Specification, section 7.9, for the definition of NVMe Qualified Name. Support for this field is mandatory if the controller supports revision 1.2.1 or later as indicated in the Version register (refer to section 3.1.2).
Mandatory	Yes	Yes

	Redfish/Swordfish	NVMe / NVMe-oF
Notes	This is an array of unique identifiers for the NVM Subsystem.	There will only be one instance in this array for Subsystem. Refer to the Identify Controller data structure (CNS 01h) bits 1023:768 in figure 249 (Identify – Identify Controller Data Structure) of the NVMe Base Specification.

6.8.2.12 Identifiers.DurableNameFormat The mapping for `Identifiers.DurableNameFormat` is summarized in Table 231.

Table 231: `Identifiers.DurableNameFormat` mapping

	R edfish/Swordfish	NVMe / NVMe-oF
Property	<code>Identifiers.DurableNameFormat</code>	NVM Subsystem NVMe Qualified Name (SUBNQN)
Type	<code>Resource.v1_1_0.DurableNameFormat</code>	There is a single value for this array in Subsystem. The property type is of type NVMe Qualified Name (NQN).
Description	The format of the Durable names for the subsystem.	NVM Subsystem NVMe Qualified Name (SUBNQN)
LongDescription	This specifies the format of the associated NVM Subsystem NVMe Qualified Name of type NQN. Support for this field is mandatory if the controller supports revision 1.2.1 or later as indicated in the Version register (refer to section 3.1.2).	
Mandatory	No	Yes

	Redfish/Swordfish	NVMe / NVMe-oF
Notes	This is an enum with multiple potential values. For this particular usage in Subsystem, there will only be one instance populated, of type NQN.	There will only be one instance in this array for Subsystem. Refer to the Identify Controller data structure (CNS 01h) bits 1023:768 in figure 249 (Identify – Identify Controller Data Structure) of the NVMe Base Specification.

6.8.2.13 Identifiers.DurableName The mapping for `Identifiers.DurableName` is summarized in Table 232.

Table 232: `Identifiers.DurableName` mapping

	R edfish/Swordfish	NVMe / NVMe-oF
Property	Identif iers.DurableName	NVM Subsystem NVMe Qualified Name (SUBNQN)
Type	Edm.String	The NVM Subsystem NVMe Qualified Name as a UTF-8 null-terminated string
Description	The format of the Durable names for the subsystem.	NVM Subsystem NVMe Qualified Name (SUBNQN)
LongDescription	This specifies the NVM Subsystem NVMe Qualified Name as a UTF-8 null-terminated string. Refer to NVMe Base Specification, section 7.9, for the definition of NVMe Qualified Name. Support for this field is mandatory if the controller supports revision 1.2.1 or later as indicated in the Version register (refer to section 3.1.2).	
Mandatory	No	Yes

	R edfish/Swordfish	NVMe / NVMe-oF
Notes	For this particular usage in Subsystem, there will only be one instance populated in the identifiers array.	There will only be one instance in this array for Subsystem. Refer to the Identify Controller data structure (CNS 01h) bits 1023:768 in figure 249 (Identify – Identify Controller Data Structure) of the NVMe Base Specification.

6.8.2.14 IndicatorLED The mapping for IndicatorLED is summarized in Table 233.

Table 233: IndicatorLED mapping

	R edfish/Swordfish	NVMe / NVMe-oF
Property	IndicatorLED	N/A
Type	Boolean	N/A
Description	An indication of whether this drive currently predicts a failure in the near future.	
LongDescription	This property shall indicate whether this drive currently predicts a manufacturer-defined failure.	N/A
Mandatory	Do Not Implement	

	R edfish/Swordfish	NVMe / NVMe-oF
Notes	This property has been deprecated. See guidance / implement the Locatio nIndicatorActive property instead.	

6.8.2.15 Links.Volumes The mapping for `Links.Volume` is summarized in Table 234.

Table 234: `Links.Volume` mapping

	R edfish/Swordfish	NVMe / NVMe-oF
Property	<code>Links.Volume</code>	
Type	Collectio n(<code>Volume.Volume</code>)	
Description	An array of links to the volumes that this drive either wholly or only partially contains.	

	R edfish/Swordfish	NVMe / NVMe-oF
LongDescription	This property shall contain an array of links to resources of type Volume with which this drive is associated. This property shall include all volume resources of which this drive is a member and all volumes for which this drive acts as a spare if the hot spare type is Dedicated.	
Mandatory	Required	
Notes	This array shall contain links to all namespaces associated with this physical drive.	One way to do this would be get all of the controllers, iterate through the list and get all of the namespace ids.

6.8.2.16 Links.Volumes@odata.count The mapping for `Links.Volumes@odata.count` is summarized in Table 235.

Table 235: `Links.Volumes@odata.count` mapping

	R edfish/Swordfish	NVMe / NVMe-oF
Property	Links.Volumes@odata.count	
Type	(odata property)int64	N/A

	R edfish/Swordfish	NVMe / NVMe-oF
Description	Count of the number of items in the Links.Volume array.	
LongDescription		
Mandatory	Required	
Notes		The number of namespaces is available from NVMe on a per controller basis.

6.8.2.17 Location The mapping for Location is summarized in Table 236.

Table 236: Location mapping

	R edfish/Swordfish	NVMe / NVMe-oF
Property	Location	N/A
Type	Collection(Resource.Location)	
Description	The location of the drive.	
LongDescription	This property shall contain location information of the associated drive.	N/A
Mandatory	Do Not Implement	
Notes	This property has been deprecated. See guidance / implement the PhysicalLocation property instead.	

6.8.2.18 LocationIndicatorActive The mapping for `LocationIndicatorActive` is summarized in Table 237.

Table 237: `LocationIndicatorActive` mapping

	R edfish/Swordfish	NVMe / NVMe-oF
Property	Locatio nIndicatorActive	N/A
Type	Boolean	N/A
Description	An indicator allowing an operator to physically locate this resource.	
LongDescription	This property shall contain the state of the indicator used to physically identify or locate this resource. A write to this property shall update the value of <code>IndicatorLED</code> in this resource, if supported, to reflect the implementation of the locating function.	N/A
Mandatory	Recommended	
Notes	This property replaces the <code>IndicatorLED</code> , which has been deprecated.	Comes from vendor.

6.8.2.19 Manufacturer The mapping for `Manufacturer` is summarized in Table 238.

Table 238: Manufacturer mapping

	Redfish/Swordfish	NVMe / NVMe-oF
Property	Manufacturer	NVM Spec Property / Field: NVM Spec: Section: Figure
Type	String	
Description	The manufacturer of this drive.	
LongDescription	This property shall contain the name of the organization responsible for producing the drive. This organization might be the entity from whom the drive is purchased, but this is not necessarily true.	
Mandatory	Required	
Notes		End clients expect to see the name of the company (e.g.; Contoso, BestVendor). While the value may be filled from the IdentifyController PCI Vendor ID or SubsystemID field, it would be preferable to have this filled with the actual string value of the company name.

6.8.2.20 MediaType The mapping for MediaType is summarized in Table 239.

Table 239: MediaType mapping

	Redfish/Swordfish	NVMe / NVMe-oF
Property	MediaType	N/A
Type	enum (MediaType)	
Description	The type of media contained in this drive.	
LongDescription	This property shall contain the type of media contained in the associated drive.	N/A
Mandatory	Required	
Notes	Possible values: HDD/SSD/SMR.	NVMe SSD Drives to report SSD.

6.8.2.21 Model The mapping for Model is summarized in Table 240.

Table 240: Model mapping

	Redfish/Swordfish	NVMe / NVMe-oF
Property	Model	NVM Spec Property / Field: IdentifyController / Model Number (MN) NVM Spec: Section: Figure 249 byte 24:63
Type	String	N/A
Description	The model number for the drive.	

	R edfish/Swordfish	NVMe / NVMe-oF
LongDescription	This property shall contain the name by which the manufacturer generally refers to the drive.	N/A
Mandatory	Required	
Notes		

6.8.2.22 Multipath The mapping for Multipath is summarized in Table 241.

Table 241: Multipath mapping

	R edfish/Swordfish	NVMe / NVMe-oF
Property	Multipath	NVM Spec Property / Field: IdentifyNamespace: NMIC NVM Spec: Section:Figure 247: Byte 30, bit 0
Type	Boolean	N/A
Description	An indication of whether the drive is accessible from multiple paths.	
LongDescription	This property shall indicate whether the drive is accessible by an initiator from multiple paths allowing for failover capabilities upon a path failure.	N/A

	Redfish/Swordfish	NVMe / NVMe-oF
Mandatory	Recommended to implement. Required property if drive is dual-ported.	
Notes		

6.8.2.23 Name The mapping for Name is summarized in Table 242.

Table 242: Name mapping

	Redfish/Swordfish	NVMe / NVMe-oF
Property	Name	NVM Spec Property / Field: Namespace ID (NSID) NVM Spec: Section:Figure NVMe 1.4a
Type	String	
Description	The name of the resource or array member.	N/A
LongDescription	This object represents the name of this resource or array member. The resource values shall comply with the Redfish Specification-described requirements. This string value shall be of the 'Name' reserved word format.	
Mandatory	Yes	N/A

	Redfish/Swordfish	NVMe / NVMe-oF
Notes	In Redfish, Name is a read-only field.	

6.8.2.24 NegotiatedSpeedGbps The mapping for NegotiatedSpeedGbps is summarized in Table 243.

Table 243: NegotiatedSpeedGbps mapping

	Redfish/Swordfish	NVMe / NVMe-oF
Property	NegotiatedSpeedGbps	NVM Spec Property / Field: N/A NVM Spec Section: Figure N/A
Type	Decimal	N/A
Description	The speed, in gigabit per second (Gbit/s), at which this drive currently communicates to the storage controller.	
LongDescription	This property shall contain current bus speed, in gigabit per second (Gbit/s), of the associated drive.	N/A
Mandatory	Required	
Notes	For PCIe, this is in the PCIe link capabilities (PXCAP+12h). Figure 55. For NVMe-oF this is not specified; use the value for the native capability.	

6.8.2.25 PhysicalLocation.Info The mapping for `PhysicalLocation.Info` is summarized in Table 244.

Table 244: `PhysicalLocation.Info` mapping

	Redfish/Swordfish	NVMe / NVMe-oF
Property	<code>PhysicalLocation.Info</code>	NVM Spec Property / Field: N/A NVM Spec: Section:Figure N/A
Type	String	
Mandatory	Do Not Implement	
Notes	This property has been deprecated.	

6.8.2.26 PhysicalLocation.InfoFormat The mapping for `PhysicalLocation.InfoFormat` is summarized in Table 245.

Table 245: `PhysicalLocation.InfoFormat` mapping

	Redfish/Swordfish	NVMe / NVMe-oF
Property	<code>PhysicalLocation.InfoFormat</code>	NVM Spec Property / Field: N/A NVM Spec: Section:Figure N/A
Type	String	
Mandatory	Do Not Implement	
Notes	This property has been deprecated.	

6.8.2.27 PhysicalLocation.PartLocation The mapping for `PhysicalLocation.PartLocation` is summarized in Table 246.

Table 246: PhysicalLocation.PartLocation mapping

	Redfish/Swordfish	NVMe / NVMe-oF
Property	PhysicalLocation.PartLocation	NVM Spec Property / Field: N/A NVM Spec: Section:Figure N/A
Type	Boolean	N/A
Description	An indication of whether the drive is accessible from multiple paths.	
LongDescription	This property shall indicate whether the drive is accessible by an initiator from multiple paths allowing for failover capabilities upon a path failure.	N/A
Mandatory	Recommended to implement. Required property if drive is dual-ported.	
Notes	The drive should support this property to be filled in by a layered process (e.g., BMC). Support for any other properties in PhysicalLocation are at the discretion of the vendor.	

6.8.2.28 PredictedMediaLifetimeLeftPercent The mapping for PredictedMediaLifetimeLeftPercent is summarized in Table 247.

Table 247: PredictedMediaLifetimeLeftPercent mapping

	Redfish/Swordfish	NVMe / NVMe-oF
Property	PredictedMediaLifetimeLeftPercent	NVM Spec Property / Field: Get Log Page – SMART / Health Information Log NVM Spec: Section:Figure Figure 196: 05
Type	Decimal	
Description	The percentage of reads and writes that are predicted to be available for the media.	
LongDescription	This property shall contain an indicator of the percentage of life remaining in the drive's media.	N/A
Mandatory	Required.	
Notes	Maps to percentage used in SMART information log	Calculate as 100 - value reported (PercentageUsed).

6.8.2.29 Protocol The mapping for Protocol is summarized in Table 248.

Table 248: Protocol mapping

	Redfish/Swordfish	NVMe / NVMe-oF
Property	Protocol	

	R edfish/Swordfish	NVMe / NVMe-oF
Type	P rotocol.Protocol	
Description	The protocol that this drive currently uses to communicate to the storage controller.	
LongDescription	This property shall contain the protocol that the associated drive currently uses to communicate to the storage controller for this system.	
Mandatory	Required.	
Notes	Possible values (long list)	NVMe Drives shall report “NVMe”.

6.8.2.30 Revision The mapping for Revision is summarized in Table 249.

Table 249: Revision mapping

	R edfish/Swordfish	NVMe / NVMe-oF
Property	Revision	NVM Spec Property / Field: IdentifyController: Firmware Revision (FR) NVM Spec: Section:Figure 249: 71:64
Type	String	

	R edfish/Swordfish	NVMe / NVMe-oF
Description	The revision of this drive. This is typically the firmware or hardware version of the drive.	
LongDescription	This property shall contain the manufacturer-defined revision for the associated drive.	
Mandatory	Required.	
Notes		Return the currently active firmware revision information.

6.8.2.31 RotationSpeedRPM The mapping for `RotationSpeedRPM` is summarized in Table 250.

Table 250: `RotationSpeedRPM` mapping

	R edfish/Swordfish	NVMe / NVMe-oF
Property	<code>RotationSpeedRPM</code>	
Type	Decimal	
Description	An indication of whether the drive is accessible from multiple paths.	

	R edfish/Swordfish	NVMe / NVMe-oF
LongDescription	This property shall indicate whether the drive is accessible by an initiator from multiple paths allowing for failover capabilities upon a path failure.	
Mandatory	DependsOn MediaType value. If MediaType == SSD, (not required to) do not implement.	
Notes	Future proofing - will be a relevant property for NVMe HDDs.	

6.8.2.32 SKU The mapping for SKU is summarized in Table 251.

Table 251: SKU mapping

	R edfish/Swordfish	NVMe / NVMe-oF
Property	SKU	N/A
Type	String	
Description	The SKU for this drive.	
LongDescription	This property shall contain the stock-keeping unit (SKU) number for this drive.	
Mandatory	Required.	

	Redfish/Swordfish	NVMe / NVMe-oF
Notes	The drive should support this property to be filled in by a layered process (e.g., OEM manufacturing).	

6.8.2.33 SerialNumber The mapping for `SerialNumber` is summarized in Table 252.

Table 252: `SerialNumber` mapping

	Redfish/Swordfish	NVMe / NVMe-oF
Property	<code>SerialNumber</code>	NVM Spec Property / Field: <code>IdentifyController / SerialNumber (SN)</code> NVM Spec: Section: Figure 249 byte 04:23
Type	String	
Description	The serial number for this drive.	
LongDescription	This property shall contain the manufacturer-allocated number that identifies the drive.	
Mandatory	Required.	
Notes		

6.8.2.34 Status.State The mapping for `Status.state` is summarized in Table 253.

Table 253: Status.State mapping

	Redfish/Swordfish	NVMe / NVMe-oF
Property	Status.State	Enable (EN)
Type	Resource.State (enum)	
Description	The known state of the resource, such as, enabled.	

	R edfish/Swordfish	NVMe / NVMe-oF
LongDescription	This property shall indicate whether and why this component is available. Enabled indicates the resource is available. Disabled indicates the resource has been intentionally made unavailable but can be enabled. Offline indicates the resource is unavailable intentionally and requires action to make it available. InTest indicates that the component is undergoing testing. Starting indicates that the resource is becoming available. Absent indicates the resource is physically unavailable.	
Mandatory	Required (for NVM Drives)	

	R edfish/Swordfish	NVMe / NVMe-oF
Notes	Possible values: Enabled / Disabled / StandbyOffline / StandbySpare / InTest / Starting / Absent / Un availableOffline / Deferring / Quiesced / Updating / Qualified	The drive should support this property to be filled in by a higher level client (e.g., BMC). The drive can self-set this drive to Enabled / Disabled / InTest /Updating. If any controller in the drive is set to Enabled, set to “Enabled”. If all controllers are set to disabled, set to “Disabled”. If a firmware update is in progress, set to “Updating”. If the drive is running a self-test, set to “InTest”.

6.8.2.35 Status.Health The mapping for `Status.Health` is summarized in Table 254.

Table 254: `Status.Health` mapping

	R edfish/Swordfish	NVMe / NVMe-oF
Property	<code>Status.Health</code>	NVM Spec Property / Field: CSTS – Controller Status NVM Spec: Section:Figure NVMe 1.4a: Section 3.1.6, Figure 79 NVM Spec Property / Field: Critical Warning NVM Spec: Section:Figure NVMe 1.4a: Section 5.14.1.2, SMART / Health Information, Figure 196
Type	<code>Resource.Health</code>	

	Redfish/Swordfish	NVMe / NVMe-oF
Description	The health state of this resource in the absence of its dependent resources.	
LongDescription	This property shall represent the health state of the resource without considering its dependent resources. The values shall conform to those defined in the Redfish Specification.	
Mandatory	Required for NVM Drives.	
Notes	Possible Values: OK / Warning / Critical	Report to same value as set for worst-case controller Status.Health.

6.8.2.36 StatusIndicator The mapping for `StatusIndicator` is summarized in Table 255.

Table 255: `StatusIndicator` mapping

	Redfish/Swordfish	NVMe / NVMe-oF
Property	<code>StatusIndicator</code>	N/A
Type	enum (<code>StatusIndicator</code>)	

	R edfish/Swordfish	NVMe / NVMe-oF
Description	An indication of whether the drive is accessible from multiple paths.	
LongDescription	This property shall indicate whether the drive is accessible by an initiator from multiple paths allowing for failover capabilities upon a path failure.	
Mandatory	Required.	
Notes	Multiple values possible. Relevant values for NVMe standalone drives: OK, Fail, Predictive FailureAnalysis.	The drive should support this property to be filled in by a higher level client (e.g., BMC). The drive can self-set this drive only to OK (or potentially fail, but only if the property has not been set by higher-level software).

6.8.2.37 WriteCacheEnabled The mapping for `WriteCacheEnabled` is summarized in Table 256.

Table 256: `WriteCacheEnabled` mapping

	R edfish/Swordfish	NVMe / NVMe-oF
Property	SerialNumber	NVM Spec Property / Field: Volatile Write Cache Enable (WCE) NVM Spec: Section:Figure 283: 00

	Redfish/Swordfish	NVMe / NVMe-oF
Type	Boolean	
Description	An indication of whether the drive write cache is enabled.	
LongDescription	This property shall indicate whether the drive write cache is enabled.	
Mandatory	Required (for NVMe Drives).	
Notes		Bits 00 of WCE indicate whether the WCE is enabled or disabled.

7 Other Feature Mapping

7.1 Introduction

There are additional features and functionality that are also desirable to be exposed via the Redfish/Swordfish management ecosystems; however, there is not necessarily a clear mapping for these to a specific portion of the NVMe specification, or the functionality has a large component provided by the NVMe device implementer. This section provides an overview of the required functionality and presentation required to present a common, standardized interface to the Redfish/Swordfish clients.

7.2 Firmware Update

Firmware update is a required function to present comprehensive management. This is presented in Redfish through the “Update” service. The Update Service provides a standardized interface to all software and firmware update mechanisms throughout the server, storage, and networking environment, and as such, provides an abstracted, standardized interface that largely manages the acquisition from the client of the image files (and subsequent distribution of those to the designated targets), as well as very coarse-grained scheduling.

Note that this mechanism does not include any “active image” management capability (e.g., rollback).

7.2.1 Firmware update for NVMe Drives

NVMe drives shall support a standard implementation of the Redfish Update service. This is fundamentally a single-step invocation process on the update service that gets the image file from a specified URI using the SimpleUpdate action.

One parameter that shall be specified is the OperationApplyTime; this indicates when to apply the image. If not explicitly specified, the implementation should assume the request is to be applied immediately.

The values of the OperationApplyTime that shall be supported by NVMe drives are: - Immediate - OnReset

Example simple update request:

```
POST /redfish/v1/UpdateService/Actions/UpdateService.SimpleUpdate HTTP/1.1
```

Content-Type: application/json

Content-Length: <computed-length>

```
{
  "ImageURI": "https://192.168.1.250/images/dev1_update.bin"
  "@Redfish.OperationApplyTime": "OnReset"
}
```

The following additional parameters may be required to access the image. Implementations should support these:

Username | String | The user name to access the URI specified by the ImageURI parameter. |

Password | String | The password to access the URI specified by the ImageURI parameter. |

Additionally, the implementation may support the Targets parameter to specify the list of devices on which to apply the image. If Targets is not specified, the image will be applied to all applicable devices.

Targets | Array | An array of strings that are URIs to resources that indicate where to apply the image. |

The SimpleUpdate mechanism is fundamentally a “pull” mechanism (the implementation pulls a file from a target); the UpdateService also supports a “push” mechanism (the client “pushes” the image to the implementation as part of the request payload) that may also be implemented. For more information this mechanism, using the MultipartHttpPushUri property, is documented in the Redfish Specification.

7.2.1.1 Mapping Images to NVMe Capabilities It will be up to the implementation to determine the NVMe specific parameters to use upon receipt of the image from the update service. However, the following general guidelines should be used to ensure behavioral consistency across implementations:

When receiving image: - If open slots, the implementation can choose what open slot to use, and load the image to that slot. - If all slots are full, the implementation can choose (typically any slot except the currently active image).

After loaded to a slot, the implementation will mark the image as active. Based on the “apply time” setting, the implementation setting will activate the image either immediately, or set to activate on (the next) reset.

Annex A: Objects without a direct mapping to the NVMe model

A.1: Overview

There are a number of objects that are required for the proper integration of NVMe support within Redfish and Swordfish, but which are not supported by an entity that can be mapped directly from the various NVM Specifications. Information about these related but un-mapped objects are defined elsewhere in the documentation provided with each Swordfish release.

They are summarized in Table A.1 for ease of use, including:

- Object Name
- NVMe Device Expected Usage

Object	NVMe Device Expected Usage
NetworkAdapter	NVMe-oF Subsystems, Network-Attach Drives
Port	NVMe-oF Subsystems, Network-Attach Drives
NetworkDeviceFunction	NVMe-oF Subsystems, Network-Attach Drives

Table A.1: Related Objects

Required usage of objects and their properties are contained in the relevant Swordfish profiles.

For example, for Ethernet-Attach drives, the NetworkAdapter, Port, and NetworkDeviceFunction required properties are specified as part of the “Ethernet-Attach NVMe Drive” profile.

A.2: Related Use Cases

The Swordfish Scalable Storage Management API User’s Guide contains real-world examples of how clients will interact with an implementation. Table A.2 summarizes the NVMe use cases as of 5 December 2021.

Title	Description
Attach a Namespace	Attach a Namespace
Deprovision a Namespace	Deprovision a Namespace
Detach a Namespace	Detach a Namespace
Provision a Namespace	Provision a Namespace
Provision an NVMeSet with a Namespace	Provision an NVMeSet associated with a Namespace
Report capacity for a Namespace	Report capacity for a Namespace
Report remaining life for a Namespace	Report remaining life for a Namespace

Table A.2: NVMe Use Case Summary

Annex B: Bibliography

B.1 Overview

The following referenced documents provide important support for the application of this document. For dated references, only the edition cited applies. For undated references, the latest edition of the referenced document (including any amendments) applies.

B.2 Informational references

The informational references are summarized in Table B.1.

Tag	Title (Version)	Author	URL
Pro files	Swordfish Profile Bundle Working Draft	SNIA	< https://www.snia.org/forums/smi/swordfish >
Users Guide	wordfish Scalable Storage Management API User's Guide	SNIA	< https://www.snia.org/forums/smi/swordfish >

Table B.1: Informational References